

NESTLÉ S.A. FUTURE (NESG) - EUX/202412

2024/08/01 15:57:08

Price
89.5273 CHF

Difference  0.00% (0.00)

General attributes

Symbol	NESGZ24
Exchange	Eurex
Currency	CHF
Security type	Future
Underlying	NESTL SA
Maturity	12-2024
Contract size	100

Market data

Bid (Bid size)	- CHF (-)
Ask (Ask size)	- CHF (-)
Open	89.5273 CHF
High	89.5273 CHF
Low	89.5273 CHF
Close (prev. day)	89.5273 CHF
Underlying	NESTLÉ SA
Underlying price (date)	89.14 (24/07/31)
Settlement price (date)	89.53 (24/08/01)
Open Interest	500

Performance and Risk

	6m	1y	3y
Perf (%)	-8.17%	-16.36%	-
Perf (abs.)	-7.96	-17.52	-
Beta	-	-	-
Volatility	18.49	16.58	-

Futures and Options

Related Futures	-
Related Options	-

5y












Information about previous performance does not guarantee future performance.
Source: FactSet

Price data

Ø price 5 days Ø volume 5 days (pcs.)	88.9086 CHF (0)
Ø price 30 days Ø volume 30 days (pcs.)	93.0092 CHF (0)
Ø price 100 days Ø volume 100 days (pcs.)	93.9066 CHF (0)
Ø price 250 days Ø volume 250 days (pcs.)	97.2136 CHF (0)
YTD High date	99.0790 CHF (2024/06/06)
YTD Low date	88.3157 CHF (2024/07/26)
52 Weeks High date	107.9027 CHF (2023/09/21)
52 Weeks Low date	88.3157 CHF (2024/07/26)

Recent Research

on underlying	on sector	on market	
Date		Headline	Download
2024/07/24		Global Equity Ratings	
2024/07/24		Aktienempfehlungen Global	
2024/07/15		Aktienempfehlungen Global	
2024/07/12		Global Equity Ratings	
2024/06/21		Global Equity Ratings	