

NESTLÉ S.A. FUTURE (NESG) - EUX/202412

2024/07/16 18:50:43

Price
93.0792 CHF

Difference  -0.56% (-0.53)

General attributes

Symbol	NESGZ24
Exchange	Eurex
Currency	CHF
Security type	Future
Underlying	NESTLÉ SA
Maturity	12-2024
Contract size	100

Market data

Bid (Bid size)	- CHF (-)
Ask (Ask size)	- CHF (-)
Open	93.0792 CHF
High	93.0792 CHF
Low	93.0792 CHF
Close (prev. day)	93.6055 CHF
Underlying	NESTLÉ SA
Underlying price (date)	93.42 (24/07/17)
Settlement price (date)	93.08 (24/07/16)
Open Interest	500

Performance and Risk

	6m	1y	3y
Perf (%)	-4.30%	-11.81%	-
Perf (abs.)	-4.18	-12.47	-
Beta	-	-	-
Volatility	17.35	15.89	-

Futures and Options

Related Futures	-
Related Options	-

5y












Information about previous performance does not guarantee future performance.
Source: FactSet

Price data

Ø price 5 days Ø volume 5 days (pcs.)	93.9551 CHF (0)
Ø price 30 days Ø volume 30 days (pcs.)	94.6932 CHF (0)
Ø price 100 days Ø volume 100 days (pcs.)	93.9049 CHF (0)
Ø price 250 days Ø volume 250 days (pcs.)	97.8301 CHF (0)
YTD High date	99.0790 CHF (2024/06/06)
YTD Low date	90.6279 CHF (2024/02/29)
52 Weeks High date	108.2716 CHF (2023/07/27)
52 Weeks Low date	90.6279 CHF (2024/02/29)

Recent Research

on underlying	on sector	on market	
Date		Headline	Download
2024/07/15		Aktienempfehlungen Global	
2024/07/12		Global Equity Ratings	
2024/06/21		Global Equity Ratings	
2024/06/21		Aktienempfehlungen Global	
2024/06/14		Global Equity Ratings	