

3M CO. FUTURE (MMMFM) - EUX/202412

2024/07/08 18:32:46

Price
101.8033 USD

Difference  **-0.27% (-0.28)**

General attributes

Symbol	MMMFM24
Exchange	Eurex
Currency	USD
Security type	Future
Underlying	3M COMPANY
Maturity	12-2024
Contract size	100

Market data

Bid (Bid size)	- USD (-)
Ask (Ask size)	- USD (-)
Open	101.8033 USD
High	101.8033 USD
Low	101.8033 USD
Close (prev. day)	102.0805 USD
Underlying	3M COMPANY
Underlying price (date)	101.175 (24/07/08)
Settlement price (date)	101.80 (24/07/08)
Open Interest	0

Performance and Risk

	6m	1y	3y
Perf (%)	-5.39%	+3.11%	-
Perf (abs.)	-5.82	+3.08	-
Beta	-	-	-
Volatility	35.62	31.95	-

Futures and Options

Related Futures	-
Related Options	-

5y












Information about previous performance does not guarantee future performance.
 Source: FactSet

Price data

Ø price 5 days Ø volume 5 days (pcs.)	102.2146 USD (0)
Ø price 30 days Ø volume 30 days (pcs.)	101.9800 USD (0)
Ø price 100 days Ø volume 100 days (pcs.)	97.6903 USD (0)
Ø price 250 days Ø volume 250 days (pcs.)	98.2666 USD (0)
YTD High date	109.5236 USD (2024/01/02)
YTD Low date	89.2756 USD (2024/04/16)
52 Weeks High date	111.7669 USD (2023/07/28)
52 Weeks Low date	84.6941 USD (2023/10/23)

Recent Research

on underlying	on sector	on market	
Date		Headline	Download
2023/06/06		Global Equity Ratings	
2023/06/06		Aktienempfehlungen Global	
2023/06/01		Aktienempfehlungen Global	
2023/06/01		Global Equity Ratings	
2023/05/24		Global Equity Ratings	