

KELLOGG CO. FUTURE (KELF) - EUX/202412

2024/07/26 18:35:29

Price
57.5053 USD

Difference  -0.03% (-0.02)

General attributes

Symbol	KELFZ24
Exchange	Eurex
Currency	USD
Security type	Future
Underlying	KELLANOVA
Maturity	12-2024
Contract size	100

Market data

Bid (Bid size)	- USD (-)
Ask (Ask size)	- USD (-)
Open	57.5053 USD
High	57.5053 USD
Low	57.5053 USD
Close (prev. day)	57.525 USD
Underlying	KELLANOVA
Underlying price (date)	57.47 (24/07/26)
Settlement price (date)	57.51 (24/07/26)
Open Interest	0

Performance and Risk

	6m	1y	3y
Perf (%)	+4.68%	-17.26%	-
Perf (abs.)	+2.57	-11.99	-
Beta	-	-	-
Volatility	20.26	24.08	-

Futures and Options

Related Futures	-
Related Options	-













Information about previous performance does not guarantee future performance.
Source: FactSet

Price data

Ø price 5 days Ø volume 5 days (pcs.)	57.3795 USD (0)
Ø price 30 days Ø volume 30 days (pcs.)	57.6855 USD (0)
Ø price 100 days Ø volume 100 days (pcs.)	58.2498 USD (0)
Ø price 250 days Ø volume 250 days (pcs.)	56.9220 USD (0)
YTD High date	62.7233 USD (2024/05/13)
YTD Low date	53.0547 USD (2024/03/14)
52 Weeks High date	69.2275 USD (2023/07/28)
52 Weeks Low date	48.3195 USD (2023/10/12)

Recent Research

on sector		on market	
Date		Headline	Download
2024/07/26		Equity Weekly	
2024/07/24		Global Equity Ratings	
2024/07/24		Aktienempfehlungen Global	
2024/07/15		Aktienempfehlungen Global	
2024/07/12		Equity Weekly	

5y