

KESKO OY FUTURE (KEKG) - EUX/202412

2024/07/26 18:35:29

Price
16.6738 EUR

Difference  1.38% (0.23)

General attributes

Symbol	KEKGZ24
Exchange	Eurex
Currency	EUR
Security type	Future
Underlying	KESKO OYJ CLASS B
Maturity	12-2024
Contract size	100

Market data

Bid (Bid size)	- EUR (-)
Ask (Ask size)	- EUR (-)
Open	16.6738 EUR
High	16.6738 EUR
Low	16.6738 EUR
Close (prev. day)	16.4469 EUR
Underlying	KESKO OYJ CLASS B
Underlying price (date)	16.595 (24/07/26)
Settlement price (date)	16.67 (24/07/26)
Open Interest	0

Performance and Risk

	6m	1y	3y
Perf (%)	-1.01%	-3.01%	-
Perf (abs.)	-0.17	-0.52	-
Beta	-	-	-
Volatility	24.39	21.74	-

Futures and Options

Related Futures	-
Related Options	-

5y












Information about previous performance does not guarantee future performance.
Source: FactSet

Price data

Ø price 5 days Ø volume 5 days (pcs.)	16.6348 EUR (0)
Ø price 30 days Ø volume 30 days (pcs.)	16.5463 EUR (0)
Ø price 100 days Ø volume 100 days (pcs.)	16.6275 EUR (0)
Ø price 250 days Ø volume 250 days (pcs.)	16.7251 EUR (0)
YTD High date	18.6476 EUR (2024/01/30)
YTD Low date	15.8275 EUR (2024/04/25)
52 Weeks High date	18.6476 EUR (2024/01/30)
52 Weeks Low date	14.4937 EUR (2023/10/25)

Recent Research

on sector		on market	
Date		Headline	Download
2024/07/24		Global Equity Ratings	
2024/07/24		Aktienempfehlungen Global	
2024/07/15		Aktienempfehlungen Global	
2024/07/12		Global Equity Ratings	
2024/06/21		Equity Weekly	