

KESKO OY FUTURE (KEKG) - EUX/202412

2024/05/03 18:33:01

Price
16.0313 EUR

Difference  0.70% (0.11)

General attributes

Symbol	KEKGZ24
Exchange	Eurex
Currency	EUR
Security type	Future
Underlying	KESKO OYJ CLASS B
Maturity	12-2024
Contract size	100

Market data

Bid (Bid size)	- EUR (-)
Ask (Ask size)	- EUR (-)
Open	16.0313 EUR
High	16.0313 EUR
Low	16.0313 EUR
Close (prev. day)	15.9205 EUR
Underlying	KESKO OYJ CLASS B
Underlying price (date)	16.13 (24/05/03)
Settlement price (date)	16.03 (24/05/03)
Open Interest	0

Performance and Risk

	6m	1y	3y
Perf (%)	+0.82%	-10.22%	-
Perf (abs.)	+0.13	-1.83	-
Beta	-	-	-
Volatility	25.06	23.21	-

Futures and Options

Related Futures	-
Related Options	-

5y












Information about previous performance does not guarantee future performance.
Source: FactSet

Price data

Ø price 5 days Ø volume 5 days (pcs.)	15.9841 EUR (0)
Ø price 30 days Ø volume 30 days (pcs.)	16.7449 EUR (0)
Ø price 100 days Ø volume 100 days (pcs.)	17.1285 EUR (0)
Ø price 250 days Ø volume 250 days (pcs.)	16.8890 EUR (0)
YTD High date	18.6476 EUR (2024/01/30)
YTD Low date	15.8275 EUR (2024/04/25)
52 Weeks High date	18.6476 EUR (2024/01/30)
52 Weeks Low date	14.4937 EUR (2023/10/25)

Recent Research

on sector		on market	
Date		Headline	Download
2024/04/26		Global Equity Ratings	
2024/04/26		Aktienempfehlungen Global	
2024/04/03		Global Equity Ratings	
2024/04/03		Aktienempfehlungen Global	
2024/03/13		Global Equity Ratings	