

KESKO OY FUTURE (KEKG) - EUX/202412

2024/04/19 18:42:08

Price
16.4763 EUR

Difference  0.40% (0.07)

General attributes

| | |
|---------------|-------------------|
| Symbol | KEKGZ24 |
| Exchange | Eurex |
| Currency | EUR |
| Security type | Future |
| Underlying | KESKO OYJ CLASS B |
| Maturity | 12-2024 |
| Contract size | 100 |

Market data

| | |
|-------------------------|-------------------|
| Bid (Bid size) | - EUR (-) |
| Ask (Ask size) | - EUR (-) |
| Open | 16.4763 EUR |
| High | 16.4763 EUR |
| Low | 16.4763 EUR |
| Close (prev. day) | 16.4106 EUR |
| Underlying | KESKO OYJ CLASS B |
| Underlying price (date) | 16.535 (24/04/19) |
| Settlement price (date) | 16.48 (24/04/19) |
| Open Interest | 0 |

Performance and Risk

| | 6m | 1y | 3y |
|-------------|---------|---------|----|
| Perf (%) | +12.00% | -15.67% | - |
| Perf (abs.) | +1.77 | -3.06 | - |
| Beta | - | - | - |
| Volatility | 23.92 | 25.17 | - |

Futures and Options

| | |
|-----------------|---|
| Related Futures | - |
| Related Options | - |

5y













Information about previous performance does not guarantee future performance.
Source: FactSet

Price data

| | |
|---|--------------------------|
| Ø price 5 days Ø volume 5 days (pcs.) | 16.6038 EUR (0) |
| Ø price 30 days Ø volume 30 days (pcs.) | 16.9712 EUR (0) |
| Ø price 100 days Ø volume 100 days (pcs.) | 17.1890 EUR (0) |
| Ø price 250 days Ø volume 250 days (pcs.) | 16.9576 EUR (0) |
| YTD High date | 18.6476 EUR (2024/01/30) |
| YTD Low date | 16.3847 EUR (2024/01/19) |
| 52 Weeks High date | 20.3619 EUR (2023/04/26) |
| 52 Weeks Low date | 14.4937 EUR (2023/10/25) |

Recent Research

| on sector | | on market | |
|------------|---|---------------------------|---|
| Date | | Headline | Download |
| 2024/04/03 |  | Global Equity Ratings |  |
| 2024/04/03 |  | Aktienempfehlungen Global |  |
| 2024/03/13 |  | Global Equity Ratings |  |
| 2024/03/13 |  | Aktienempfehlungen Global |  |
| 2024/02/22 |  | Aktienempfehlungen Global |  |