

LILLY & CO., ELI FUTURE (LLYF) - EUX/202412

2024/07/26 18:35:32

Price
830.3892 USD

Difference  -2.15% (-18.21)

General attributes

Symbol	LLYFZ24
Exchange	Eurex
Currency	USD
Security type	Future
Underlying	ELI LILLY AND COMPANY
Maturity	12-2024
Contract size	100

Market data

Bid (Bid size)	- USD (-)
Ask (Ask size)	- USD (-)
Open	830.3892 USD
High	830.3892 USD
Low	830.3892 USD
Close (prev. day)	848.5991 USD
Underlying	ELI LILLY AND COMPANY
Underlying price (date)	804.62 (24/07/26)
Settlement price (date)	830.39 (24/07/26)
Open Interest	0

Performance and Risk

	6m	1y	3y
Perf (%)	+25.17%	+73.05%	-
Perf (abs.)	+166.97	+350.52	-
Beta	-	-	-
Volatility	30.81	32.36	-

Futures and Options

Related Futures	-
Related Options	-












Information about previous performance does not guarantee future performance.
Source: FactSet

Price data

Ø price 5 days Ø volume 5 days (pcs.)	866.3488 USD (0)
Ø price 30 days Ø volume 30 days (pcs.)	917.8888 USD (0)
Ø price 100 days Ø volume 100 days (pcs.)	839.4855 USD (0)
Ø price 250 days Ø volume 250 days (pcs.)	718.9919 USD (0)
YTD High date	972.6323 USD (2024/07/15)
YTD Low date	610.3107 USD (2024/01/02)
52 Weeks High date	972.6323 USD (2024/07/15)
52 Weeks Low date	479.2022 USD (2023/08/04)

Recent Research

on underlying	on sector	on market	
Date		Headline	Download
2024/07/24		Global Equity Ratings	
2024/07/24		Aktienempfehlungen Global	
2024/07/15		Aktienempfehlungen Global	
2024/07/12		Global Equity Ratings	
2024/06/21		Global Equity Ratings	