

PROCTER & GAMBLE CO., THE FUTURE (PGFF) - EUX/202412

2024/07/17 18:46:07

Price
171.2254 USD
 Difference  1.86% (3.12)

General attributes

Symbol	PGFFZ24
Exchange	Eurex
Currency	USD
Security type	Future
Underlying	PROCTER & GAMBLE CO
Maturity	12-2024
Contract size	100

Market data

Bid (Bid size)	- USD (-)
Ask (Ask size)	- USD (-)
Open	171.2254 USD
High	171.2254 USD
Low	171.2254 USD
Close (prev. day)	168.1063 USD
Underlying	PROCTER & GAMBLE CO
Underlying price (date)	169.44 (24/07/17)
Settlement price (date)	171.23 (24/07/17)
Open Interest	0

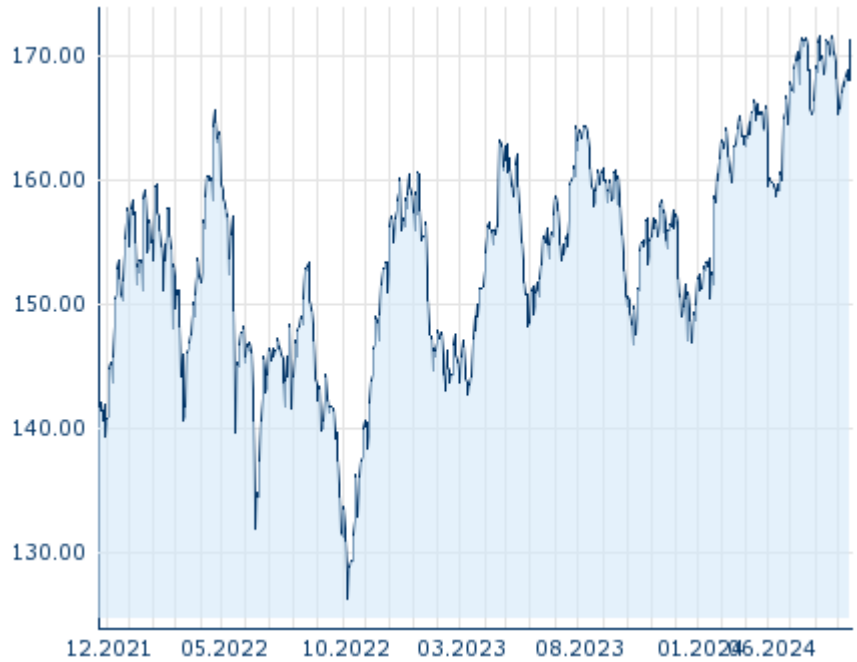
Performance and Risk

	6m	1y	3y
Perf (%)	+11.39%	+10.21%	-
Perf (abs.)	+17.51	+15.86	-
Beta	-	-	-
Volatility	13.42	14.16	-

Futures and Options

Related Futures	-
Related Options	-

5y












Information about previous performance does not guarantee future performance.
 Source: FactSet

Price data

Ø price 5 days Ø volume 5 days (pcs.)	168.9170 USD (0)
Ø price 30 days Ø volume 30 days (pcs.)	169.0370 USD (0)
Ø price 100 days Ø volume 100 days (pcs.)	166.4225 USD (0)
Ø price 250 days Ø volume 250 days (pcs.)	160.5382 USD (0)
YTD High date	171.5891 USD (2024/06/24)
YTD Low date	150.5123 USD (2024/01/18)
52 Weeks High date	171.5891 USD (2024/06/24)
52 Weeks Low date	146.7606 USD (2023/10/09)

Recent Research

on underlying	on sector	on market	
Date		Headline	Download
2024/07/15		Aktienempfehlungen Global	
2024/07/12		Global Equity Ratings	
2024/06/21		Global Equity Ratings	
2024/06/21		Aktienempfehlungen Global	
2024/06/14		Global Equity Ratings	