

# PEPSICO INC. FUTURE (PEPF) - EUX/202412

2024/08/16 19:01:48

**Price**  
**172.3798** USD  
**Difference**  **-0.34% (-0.58)**

**General attributes**

Symbol	PEPFZ24
Exchange	Eurex
Currency	USD
Security type	Future
Underlying	PEPSICO INC.
Maturity	12-2024
Contract size	100

**Market data**

Bid (Bid size)	- USD (-)
Ask (Ask size)	- USD (-)
Open	172.3798 USD
High	172.3798 USD
Low	172.3798 USD
Close (prev. day)	172.9637 USD
Underlying	PEPSICO INC.
Underlying price (date)	172.62 (24/08/16)
Settlement price (date)	172.38 (24/08/16)
Open Interest	0

**Performance and Risk**

	6m	1y	3y
Perf (%)	+2.07%	-9.01%	-
Perf (abs.)	+3.50	-17.08	-
Beta	-	-	-
Volatility	16.68	15.86	-

**Futures and Options**

Related Futures	-
Related Options	-

5y












Information about previous performance does not guarantee future performance.  
 Source: FactSet

**Price data**

Ø price 5 days   Ø volume 5 days (pcs.)	172.7296 USD (0)
Ø price 30 days   Ø volume 30 days (pcs.)	170.7570 USD (0)
Ø price 100 days   Ø volume 100 days (pcs.)	172.8753 USD (0)
Ø price 250 days   Ø volume 250 days (pcs.)	172.8688 USD (0)
YTD High   date	184.6094 USD (2024/05/17)
YTD Low   date	162.9232 USD (2024/07/09)
52 Weeks High   date	188.0691 USD (2023/09/14)
52 Weeks Low   date	162.9232 USD (2024/07/09)

**Recent Research**

on underlying	on sector	on market	
Date		Headline	Download
2024/08/12		Global Equity Ratings	
2024/08/12		Aktienempfehlungen Global	
2024/07/24		Global Equity Ratings	
2024/07/24		Aktienempfehlungen Global	
2024/07/15		Aktienempfehlungen Global	