

ORACLE CORP. FUTURE (ORCF) - EUX/202412

2024/05/08 18:35:13

Price
120.613 USD

Difference  **-1.33% (-1.63)**

General attributes

Symbol	ORCFZ24
Exchange	Eurex
Currency	USD
Security type	Future
Underlying	ORACLE CORP
Maturity	12-2024
Contract size	100

Market data

Bid (Bid size)	- USD (-)
Ask (Ask size)	- USD (-)
Open	120.613 USD
High	120.613 USD
Low	120.613 USD
Close (prev. day)	122.2428 USD
Underlying	ORACLE CORP
Underlying price (date)	117.05 (24/05/09)
Settlement price (date)	120.61 (24/05/08)
Open Interest	0

Performance and Risk

	6m	1y	3y
Perf (%)	+3.87%	+18.36%	-
Perf (abs.)	+4.50	+18.71	-
Beta	-	-	-
Volatility	31.72	31.56	-

Futures and Options

Related Futures	-
Related Options	-












Information about previous performance does not guarantee future performance.
Source: FactSet

Price data

Ø price 5 days Ø volume 5 days (pcs.)	120.066 USD (0)
Ø price 30 days Ø volume 30 days (pcs.)	123.942 USD (0)
Ø price 100 days Ø volume 100 days (pcs.)	118.510 USD (0)
Ø price 250 days Ø volume 250 days (pcs.)	119.122 USD (0)
YTD High date	135.418 USD (2024/03/21)
YTD Low date	106.071 USD (2024/01/03)
52 Weeks High date	135.418 USD (2024/03/21)
52 Weeks Low date	101.708 USD (2023/05/09)

Recent Research

on underlying	on sector	on market	
Date		Headline	Download
2024/04/26		Global Equity Ratings	
2024/04/26		Aktienempfehlungen Global	
2024/04/03		Global Equity Ratings	
2024/04/03		Aktienempfehlungen Global	
2024/03/13		Global Equity Ratings	