

# UNILEVER PLC FUTURE (UNIH) - EUX/202412

2024/07/15 18:41:58

**Price**  
**52.5223** EUR  
 Difference  -0.69% (-0.36)

**General attributes**

Symbol	UNIHZ24
Exchange	Eurex
Currency	EUR
Security type	Future
Underlying	UNILEVER PLC
Maturity	12-2024
Contract size	100

**Market data**

Bid (Bid size)	- EUR (-)
Ask (Ask size)	- EUR (-)
Open	52.5223 EUR
High	52.5223 EUR
Low	52.5223 EUR
Close (prev. day)	52.8857 EUR
Underlying	UNILEVER PLC
Underlying price (date)	4,415.00 (24/07/16)
Settlement price (date)	52.52 (24/07/15)
Open Interest	0

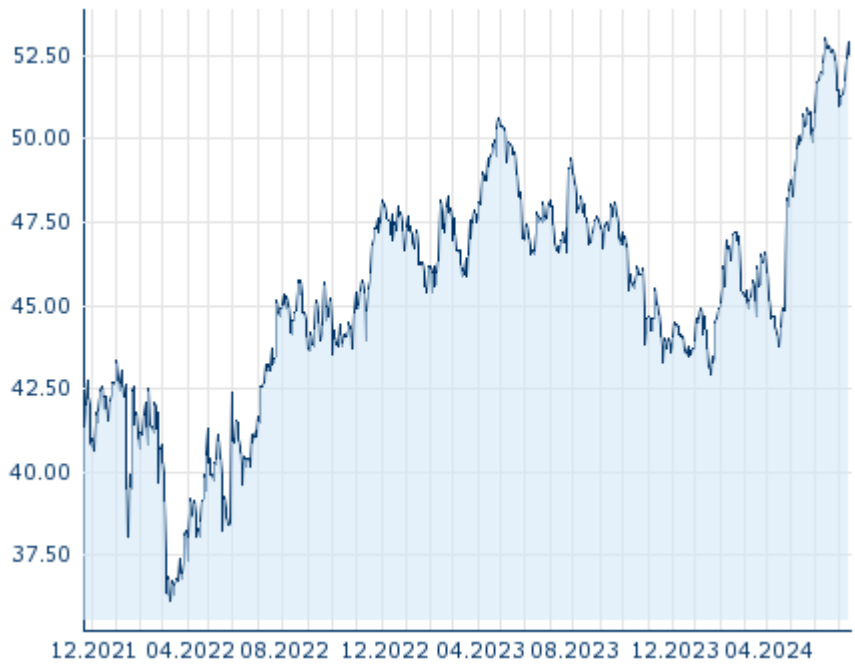
**Performance and Risk**

	6m	1y	3y
Perf (%)	+18.54%	+12.30%	-
Perf (abs.)	+8.21	+5.75	-
Beta	-	-	-
Volatility	15.64	14.76	-

**Futures and Options**

Related Futures	-
Related Options	-

5y









Information about previous performance does not guarantee future performance.  
 Source: FactSet

**Price data**

Ø price 5 days   Ø volume 5 days (pcs.)	52.4005 EUR (0)
Ø price 30 days   Ø volume 30 days (pcs.)	52.1050 EUR (0)
Ø price 100 days   Ø volume 100 days (pcs.)	48.5367 EUR (0)
Ø price 250 days   Ø volume 250 days (pcs.)	46.8825 EUR (0)
YTD High   date	53.0176 EUR (2024/06/14)
YTD Low   date	42.9572 EUR (2024/01/22)
52 Weeks High   date	53.0176 EUR (2024/06/14)
52 Weeks Low   date	42.9572 EUR (2024/01/22)

**Recent Research**

on underlying		on sector	
Date		Headline	Download
2024/07/15		Aktienempfehlungen Global	
2024/07/12		Global Equity Ratings	
2024/06/21		Global Equity Ratings	
2024/06/21		Aktienempfehlungen Global	
2024/06/14		Global Equity Ratings	