


ALIBABA GROUP HOLDING LTD. FUTURE (BABF) - EUX/202412

2024/08/14 18:36:08

Price
80.262 USD

Difference  -1.42% (-1.15)

General attributes

Symbol: BABFZ24
Exchange: Eurex
Currency: USD
Security type: Future
Underlying: ALIBABA GROUP HOLDING LTD. SP. ADR
Maturity: 12-2024
Contract size: 100

Market data

Bid (Bid size): - USD (-)
Ask (Ask size): - USD (-)
Open: 80.262 USD
High: 80.262 USD
Low: 80.262 USD
Close (prev. day): 81.4142 USD
Underlying: ALIBABA GROUP HOLDING LTD. SP. ADR
Underlying price (date): 79.47 (24/08/14)
Settlement price (date): 80.26 (24/08/14)
Open Interest: 0

Performance and Risk

	6m	1y	3y
Perf (%)	+5.25%	-20.72%	-
Perf (abs.)	+4.01	-20.98	-
Beta	-	-	-
Volatility	32.78	33.69	-

Futures and Options

Related Futures: -
Related Options: -












Information about previous performance does not guarantee future performance.
Source: FactSet

Price data

Ø price 5 days Ø volume 5 days (pcs.)	80.872 USD (0)
Ø price 30 days Ø volume 30 days (pcs.)	78.173 USD (0)
Ø price 100 days Ø volume 100 days (pcs.)	77.999 USD (0)
Ø price 250 days Ø volume 250 days (pcs.)	81.301 USD (0)
YTD High date	89.239 USD (2024/05/17)
YTD Low date	70.804 USD (2024/01/19)
52 Weeks High date	102.306 USD (2023/09/01)
52 Weeks Low date	70.804 USD (2024/01/19)

Recent Research

on underlying		on sector	
Date		Headline	Download
2024/08/12		Global Equity Ratings	
2024/08/12		Aktienempfehlungen Global	
2024/07/24		Global Equity Ratings	
2024/07/24		Aktienempfehlungen Global	
2024/07/15		Aktienempfehlungen Global	