


# ALIBABA GROUP HOLDING LTD. FUTURE (BABF) - EUX/202412

2024/07/16 18:49:55

**Price**  
**78.822** USD

**Difference**  **-0.79% (-0.62)**

**General attributes**

Symbol: BABFZ24  
 Exchange: Eurex  
 Currency: USD  
 Security type: Future  
 Underlying: ALIBABA GROUP HOLDING LTD. SP. ADR  
 Maturity: 12-2024  
 Contract size: 100

**Market data**

Bid (Bid size): - USD (-)  
 Ask (Ask size): - USD (-)  
 Open: 78.822 USD  
 High: 78.822 USD  
 Low: 78.822 USD  
 Close (prev. day): 79.4461 USD  
 Underlying: ALIBABA GROUP HOLDING LTD. SP. ADR

Underlying price (date): 78.38 (24/07/16)  
 Settlement price (date): 78.82 (24/07/16)  
 Open Interest: 0

**Performance and Risk**

	6m	1y	3y
Perf (%)	+4.44%	-22.55%	-
Perf (abs.)	+3.37	-23.13	-
Beta	-	-	-
Volatility	36.59	36.06	-

**Futures and Options**

Related Futures: -  
 Related Options: -












Information about previous performance does not guarantee future performance.  
 Source: FactSet

**Price data**

Ø price 5 days   Ø volume 5 days (pcs.)	78.510 USD (0)
Ø price 30 days   Ø volume 30 days (pcs.)	76.461 USD (0)
Ø price 100 days   Ø volume 100 days (pcs.)	77.803 USD (0)
Ø price 250 days   Ø volume 250 days (pcs.)	83.401 USD (0)
YTD High   date	89.239 USD (2024/05/17)
YTD Low   date	70.804 USD (2024/01/19)
52 Weeks High   date	109.713 USD (2023/07/31)
52 Weeks Low   date	70.804 USD (2024/01/19)

**Recent Research**

on underlying		on sector	
Date		Headline	Download
2024/07/15		Aktienempfehlungen Global	
2024/07/12		Global Equity Ratings	
2024/06/21		Global Equity Ratings	
2024/06/21		Aktienempfehlungen Global	
2024/06/14		Global Equity Ratings	