


ALIBABA GROUP HOLDING LTD. FUTURE (BABF) - EUX/202412

2024/07/16 18:49:55

Price
78.822 USD

Difference  **-0.79% (-0.62)**

General attributes

Symbol: BABFZ24
 Exchange: Eurex
 Currency: USD
 Security type: Future
 Underlying: ALIBABA GROUP HOLDING LTD. SP. ADR
 Maturity: 12-2024
 Contract size: 100

Market data

Bid (Bid size): - USD (-)
 Ask (Ask size): - USD (-)
 Open: 78.822 USD
 High: 78.822 USD
 Low: 78.822 USD
 Close (prev. day): 79.4461 USD
 Underlying: ALIBABA GROUP HOLDING LTD. SP. ADR

Underlying price (date): 78.465 (24/07/16)
 Settlement price (date): 78.82 (24/07/16)
 Open Interest: 0

Performance and Risk

	6m	1y	3y
Perf (%)	+4.44%	-22.55%	-
Perf (abs.)	+3.37	-23.13	-
Beta	-	-	-
Volatility	36.59	36.06	-

Futures and Options

Related Futures: -
 Related Options: -












Information about previous performance does not guarantee future performance.
 Source: FactSet

Price data

Ø price 5 days Ø volume 5 days (pcs.)	78.510 USD (0)
Ø price 30 days Ø volume 30 days (pcs.)	76.461 USD (0)
Ø price 100 days Ø volume 100 days (pcs.)	77.803 USD (0)
Ø price 250 days Ø volume 250 days (pcs.)	83.401 USD (0)
YTD High date	89.239 USD (2024/05/17)
YTD Low date	70.804 USD (2024/01/19)
52 Weeks High date	109.713 USD (2023/07/31)
52 Weeks Low date	70.804 USD (2024/01/19)

Recent Research

on underlying		on sector	
Date	Headline	Download	
2024/07/15	 Aktienempfehlungen Global		
2024/07/12	 Global Equity Ratings		
2024/06/21	 Global Equity Ratings		
2024/06/21	 Aktienempfehlungen Global		
2024/06/14	 Global Equity Ratings	