

ALIBABA GROUP HOLDING LTD. FUTURE (BABF) - EUX/202412

2024/07/16 18:49:55

Price
78.822 USD
Difference  **-0.79% (-0.62)**

General attributes

Symbol	BABFZ24
Exchange	Eurex
Currency	USD
Security type	Future
Underlying	ALIBABA GROUP HOLDING LTD. SP. ADR
Maturity	12-2024
Contract size	100

Market data

Bid (Bid size)	- USD (-)
Ask (Ask size)	- USD (-)
Open	78.822 USD
High	78.822 USD
Low	78.822 USD
Close (prev. day)	79.4461 USD
Underlying	ALIBABA GROUP HOLDING LTD. SP. ADR
Underlying price (date)	78.38 (24/07/16)
Settlement price (date)	78.82 (24/07/16)
Open Interest	0

Performance and Risk

	6m	1y	3y
Perf (%)	+4.44%	-22.55%	-
Perf (abs.)	+3.37	-23.13	-
Beta	-	-	-
Volatility	36.59	36.06	-

Futures and Options

Related Futures	-
Related Options	-

5y












Information about previous performance does not guarantee future performance.
 Source: FactSet

Price data

Ø price 5 days Ø volume 5 days (pcs.)	78.510 USD (0)
Ø price 30 days Ø volume 30 days (pcs.)	76.461 USD (0)
Ø price 100 days Ø volume 100 days (pcs.)	77.803 USD (0)
Ø price 250 days Ø volume 250 days (pcs.)	83.401 USD (0)
YTD High date	89.239 USD (2024/05/17)
YTD Low date	70.804 USD (2024/01/19)
52 Weeks High date	109.713 USD (2023/07/31)
52 Weeks Low date	70.804 USD (2024/01/19)

Recent Research

on underlying		on sector	
Date		Headline	Download
2024/07/15		Aktienempfehlungen Global	
2024/07/12		Global Equity Ratings	
2024/06/21		Global Equity Ratings	
2024/06/21		Aktienempfehlungen Global	
2024/06/14		Global Equity Ratings	