

AMADEUS IT GROUP S.A. FUTURE (AI3P) - EUX/202412

2024/04/19 18:41:22

Price
58.3106 EUR

Difference  0.31% (0.18)

General attributes

Symbol	AI3PZ24
Exchange	Eurex
Currency	EUR
Security type	Future
Underlying	AMADEUS IT GROUP SA
Maturity	12-2024
Contract size	100

Market data

Bid (Bid size)	- EUR (-)
Ask (Ask size)	- EUR (-)
Open	58.3106 EUR
High	58.3106 EUR
Low	58.3106 EUR
Close (prev. day)	58.1295 EUR
Underlying	AMADEUS IT GROUP SA
Underlying price (date)	57.42 (24/04/19)
Settlement price (date)	58.31 (24/04/19)
Open Interest	0

Performance and Risk

	6m	1y	3y
Perf (%)	+1.51%	-10.57%	-
Perf (abs.)	+0.87	-6.87	-
Beta	-	-	-
Volatility	22.80	20.65	-

Futures and Options

Related Futures	-
Related Options	-

5y












Information about previous performance does not guarantee future performance.
Source: FactSet

Price data

Ø price 5 days Ø volume 5 days (pcs.)	57.4703 EUR (0)
Ø price 30 days Ø volume 30 days (pcs.)	58.7457 EUR (0)
Ø price 100 days Ø volume 100 days (pcs.)	63.0539 EUR (0)
Ø price 250 days Ø volume 250 days (pcs.)	64.5509 EUR (0)
YTD High date	67.7039 EUR (2024/01/26)
YTD Low date	55.4460 EUR (2024/02/29)
52 Weeks High date	72.7038 EUR (2023/06/16)
52 Weeks Low date	54.5789 EUR (2023/10/26)

Recent Research

on underlying	on sector	on market	
Date		Headline	Download
2023/10/27		Global Equity Ratings	
2023/10/27		Aktienempfehlungen Global	
2023/09/29		Global Equity Ratings	
2023/09/29		Aktienempfehlungen Global	
2023/09/08		Global Equity Ratings	