


EXXON MOBIL CORP. FUTURE (XOMF) - EUX/202412

2024/07/29 18:35:50

Price
116.5039 USD

Difference  **-1.00% (-1.18)**

General attributes

Symbol XOMFZ24
 Exchange Eurex
 Currency USD
 Security type Future
 Underlying EXXON MOBIL CORPORATION
 Maturity 12-2024
 Contract size 100

Market data

Bid (Bid size) - USD (-)
 Ask (Ask size) - USD (-)
 Open 116.5039 USD
 High 116.5039 USD
 Low 116.5039 USD
 Close (prev. day) 117.6825 USD
 Underlying EXXON MOBIL CORPORATION
 Underlying price (date) 116.10 (24/07/29)
 Settlement price (date) 116.50 (24/07/29)
 Open Interest 0

Performance and Risk

	6m	1y	3y
Perf (%)	+12.62%	+9.60%	-
Perf (abs.)	+13.05	+10.20	-
Beta	-	-	-
Volatility	17.67	20.83	-

Futures and Options

Related Futures -
 Related Options -












Information about previous performance does not guarantee future performance.
 Source: FactSet

Price data

Ø price 5 days Ø volume 5 days (pcs.)	116.1957 USD (0)
Ø price 30 days Ø volume 30 days (pcs.)	115.1869 USD (0)
Ø price 100 days Ø volume 100 days (pcs.)	116.7316 USD (0)
Ø price 250 days Ø volume 250 days (pcs.)	111.7859 USD (0)
YTD High date	124.1301 USD (2024/04/12)
YTD Low date	96.9228 USD (2024/01/22)
52 Weeks High date	124.1301 USD (2024/04/12)
52 Weeks Low date	96.9228 USD (2024/01/22)

Recent Research

on underlying on sector on market			
Date		Headline	Download
2024/07/24		Global Equity Ratings	
2024/07/24		Aktienempfehlungen Global	
2024/07/15		Aktienempfehlungen Global	
2024/07/12		Global Equity Ratings	
2024/06/21		Global Equity Ratings	