

# EXXON MOBIL CORP. FUTURE (XOMF) - EUX/202412

2024/06/14 18:39:41

**Price**  
110.1035 USD

**Difference**  -1.10% (-1.23)

### General attributes

Symbol	XOMFZ24
Exchange	Eurex
Currency	USD
Security type	Future
Underlying	EXXON MOBIL CORPORATION
Maturity	12-2024
Contract size	100

### Market data

Bid (Bid size)	- USD (-)
Ask (Ask size)	- USD (-)
Open	110.1035 USD
High	110.1035 USD
Low	110.1035 USD
Close (prev. day)	111.3297 USD
Underlying	EXXON MOBIL CORPORATION
Underlying price (date)	109.11 (24/06/14)
Settlement price (date)	110.10 (24/06/14)
Open Interest	0

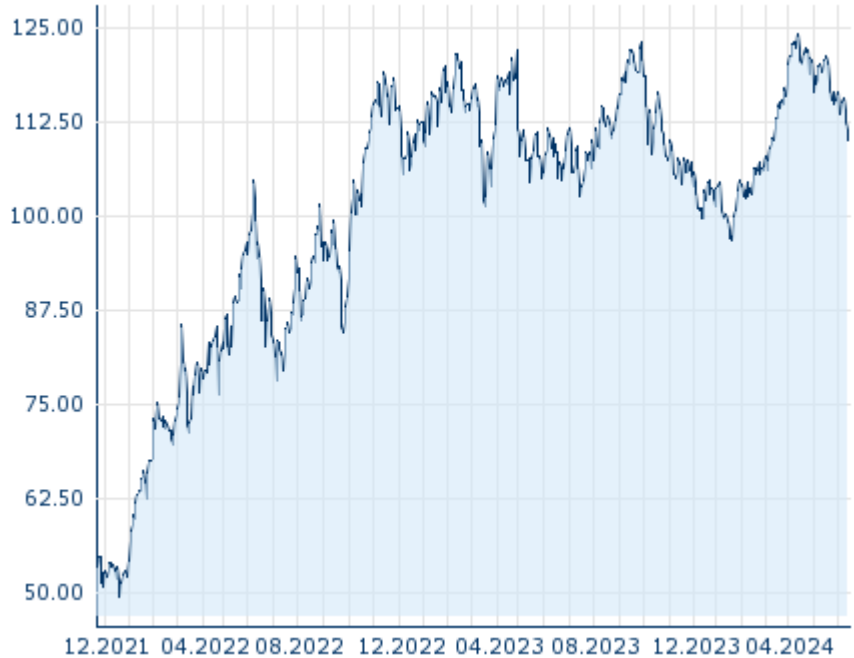
### Performance and Risk

	6m	1y	3y
Perf (%)	+6.40%	+1.92%	-
Perf (abs.)	+6.62	+2.08	-
Beta	-	-	-
Volatility	18.08	22.03	-

### Futures and Options

Related Futures	-
Related Options	-

5y












Information about previous performance does not guarantee future performance.  
Source: FactSet

### Price data

Ø price 5 days   Ø volume 5 days (pcs.)	112.6971 USD (0)
Ø price 30 days   Ø volume 30 days (pcs.)	116.7099 USD (0)
Ø price 100 days   Ø volume 100 days (pcs.)	113.5449 USD (0)
Ø price 250 days   Ø volume 250 days (pcs.)	110.8549 USD (0)
YTD High   date	124.1301 USD (2024/04/12)
YTD Low   date	96.9228 USD (2024/01/22)
52 Weeks High   date	124.1301 USD (2024/04/12)
52 Weeks Low   date	96.9228 USD (2024/01/22)

### Recent Research

on underlying	on sector	on market	
Date		Headline	Download
2024/06/14		Global Equity Ratings	
2024/06/14		Aktienempfehlungen Global	
2024/05/29		Global Equity Ratings	
2024/05/29		Aktienempfehlungen Global	
2024/04/26		Global Equity Ratings	