


EXXON MOBIL CORP. FUTURE (XOMF) - EUX/202412

2024/05/03 18:33:44

Price
116.3519 USD

Difference  **-1.12% (-1.32)**

General attributes

Symbol	XOMFZ24
Exchange	Eurex
Currency	USD
Security type	Future
Underlying	EXXON MOBIL CORPORATION
Maturity	12-2024
Contract size	100

Market data

Bid (Bid size)	- USD (-)
Ask (Ask size)	- USD (-)
Open	116.3519 USD
High	116.3519 USD
Low	116.3519 USD
Close (prev. day)	117.6741 USD
Underlying	EXXON MOBIL CORPORATION
Underlying price (date)	116.00 (24/05/03)
Settlement price (date)	116.35 (24/05/03)
Open Interest	0

Performance and Risk

	6m	1y	3y
Perf (%)	+6.48%	+5.55%	-
Perf (abs.)	+7.08	+6.12	-
Beta	-	-	-
Volatility	19.89	22.80	-

Futures and Options

Related Futures	-
Related Options	-












Information about previous performance does not guarantee future performance.
 Source: FactSet

Price data

Ø price 5 days Ø volume 5 days (pcs.)	118.9600 USD (0)
Ø price 30 days Ø volume 30 days (pcs.)	120.1935 USD (0)
Ø price 100 days Ø volume 100 days (pcs.)	109.0128 USD (0)
Ø price 250 days Ø volume 250 days (pcs.)	109.8352 USD (0)
YTD High date	124.1301 USD (2024/04/12)
YTD Low date	96.9228 USD (2024/01/22)
52 Weeks High date	124.1301 USD (2024/04/12)
52 Weeks Low date	96.9228 USD (2024/01/22)

Recent Research

on underlying		on sector		on market	
Date		Headline		Download	
2024/04/26		Global Equity Ratings			
2024/04/26		Aktienempfehlungen Global			
2024/04/03		Global Equity Ratings			
2024/04/03		Aktienempfehlungen Global			
2024/03/13		Global Equity Ratings		