

# ERSTE GROUP BANK AG FUTURE (EBOG) - EUX/202412

2024/05/29 18:45:08

Price  
**45.4126** EUR

Difference  -1.22% (-0.56)

### General attributes

Symbol	EBOGZ24
Exchange	Eurex
Currency	EUR
Security type	Future
Underlying	ERSTE GROUP BANK AG
Maturity	12-2024
Contract size	100

### Market data

Bid (Bid size)	- EUR (-)
Ask (Ask size)	- EUR (-)
Open	45.4126 EUR
High	45.4126 EUR
Low	45.4126 EUR
Close (prev. day)	45.9742 EUR
Underlying	ERSTE GROUP BANK AG
Underlying price (date)	44.46 (24/05/29)
Settlement price (date)	45.41 (24/05/29)
Open Interest	0

### Performance and Risk

	6m	1y	3y
Perf (%)	+26.30%	+47.36%	-
Perf (abs.)	+9.46	+14.60	-
Beta	-	-	-
Volatility	19.05	18.85	-

### Futures and Options

Related Futures	-
Related Options	-

5y












Information about previous performance does not guarantee future performance.  
Source: FactSet

### Price data

Ø price 5 days   Ø volume 5 days (pcs.)	45.6571 EUR (0)
Ø price 30 days   Ø volume 30 days (pcs.)	44.0301 EUR (0)
Ø price 100 days   Ø volume 100 days (pcs.)	40.0915 EUR (0)
Ø price 250 days   Ø volume 250 days (pcs.)	36.0390 EUR (0)
YTD High   date	46.1627 EUR (2024/05/20)
YTD Low   date	35.4852 EUR (2024/01/03)
52 Weeks High   date	46.1627 EUR (2024/05/20)
52 Weeks Low   date	30.4534 EUR (2023/05/30)

### Recent Research

on underlying	on sector	on market		
Date			Headline	Download
2024/05/03			Equity Weekly	
2024/03/01			Equity Weekly	
2023/11/03			Equity Weekly	
2023/08/04			Equity Weekly	
2023/04/28			Equity Weekly	