

UMICORE S.A. FUTURE (NVJH) - EUX/202412

2024/07/26 18:35:38

Price
13.0701 EUR

Difference  **-6.35% (-0.89)**

General attributes

Symbol	NVJHZ24
Exchange	Eurex
Currency	EUR
Security type	Future
Underlying	UMICORE S.A.
Maturity	12-2024
Contract size	100

Market data

Bid (Bid size)	- EUR (-)
Ask (Ask size)	- EUR (-)
Open	13.0701 EUR
High	13.0701 EUR
Low	13.0701 EUR
Close (prev. day)	13.9562 EUR
Underlying	UMICORE S.A.
Underlying price (date)	13.11 (24/07/26)
Settlement price (date)	13.07 (24/07/26)
Open Interest	0

Performance and Risk

	6m	1y	3y
Perf (%)	-40.64%	-53.04%	-
Perf (abs.)	-8.95	-14.76	-
Beta	-	-	-
Volatility	37.78	35.86	-

Futures and Options

Related Futures	-
Related Options	-











5y

Information about previous performance does not guarantee future performance.
Source: FactSet

Price data

Ø price 5 days Ø volume 5 days (pcs.)	13.9903 EUR (0)
Ø price 30 days Ø volume 30 days (pcs.)	14.2495 EUR (0)
Ø price 100 days Ø volume 100 days (pcs.)	18.2445 EUR (0)
Ø price 250 days Ø volume 250 days (pcs.)	21.1765 EUR (0)
YTD High date	24.9804 EUR (2024/01/02)
YTD Low date	13.0701 EUR (2024/07/26)
52 Weeks High date	28.0874 EUR (2023/07/28)
52 Weeks Low date	13.0701 EUR (2024/07/26)

Recent Research

on sector		on market	
Date		Headline	Download
2024/07/26		Equity Weekly	
2024/07/24		Global Equity Ratings	
2024/07/24		Aktienempfehlungen Global	
2024/07/15		Aktienempfehlungen Global	
2024/07/12		Equity Weekly	