

EDENRED S.A. FUTURE (QSVF) - EUX/202412

2024/07/26 18:35:45

Price
38.1816 EUR
 Difference  -0.14% (-0.06)

General attributes

| | |
|---------------|--------------|
| Symbol | QSVFZ24 |
| Exchange | Eurex |
| Currency | EUR |
| Security type | Future |
| Underlying | EDENRED S.A. |
| Maturity | 12-2024 |
| Contract size | 100 |

Market data

| | |
|-------------------------|------------------|
| Bid (Bid size) | - EUR (-) |
| Ask (Ask size) | - EUR (-) |
| Open | 38.1816 EUR |
| High | 38.1816 EUR |
| Low | 38.1816 EUR |
| Close (prev. day) | 38.2366 EUR |
| Underlying | EDENRED S.A. |
| Underlying price (date) | 37.57 (24/07/26) |
| Settlement price (date) | 38.18 (24/07/26) |
| Open Interest | 0 |

Performance and Risk

| | 6m | 1y | 3y |
|-------------|---------|---------|----|
| Perf (%) | -33.88% | -36.15% | - |
| Perf (abs.) | -19.57 | -21.62 | - |
| Beta | - | - | - |
| Volatility | 40.46 | 33.81 | - |

Futures and Options

| | |
|-----------------|---|
| Related Futures | - |
| Related Options | - |

5y













Information about previous performance does not guarantee future performance.
 Source: FactSet

Price data

| | |
|---|--------------------------|
| Ø price 5 days Ø volume 5 days (pcs.) | 38.8406 EUR (0) |
| Ø price 30 days Ø volume 30 days (pcs.) | 41.1138 EUR (0) |
| Ø price 100 days Ø volume 100 days (pcs.) | 45.1220 EUR (0) |
| Ø price 250 days Ø volume 250 days (pcs.) | 51.7091 EUR (0) |
| YTD High date | 60.0150 EUR (2024/01/22) |
| YTD Low date | 36.8928 EUR (2024/07/23) |
| 52 Weeks High date | 63.4080 EUR (2023/09/20) |
| 52 Weeks Low date | 36.8928 EUR (2024/07/23) |

Recent Research

| on sector | | on market | |
|------------|---|---------------------------|---|
| Date | | Headline | Download |
| 2024/07/24 |  | Global Equity Ratings |  |
| 2024/07/24 |  | Aktienempfehlungen Global |  |
| 2024/07/19 |  | Equity Weekly |  |
| 2024/07/15 |  | Aktienempfehlungen Global |  |
| 2024/07/12 |  | Global Equity Ratings |  |