

TOTAL ENERG.SE STOCK TRACKING FUTURE (1TOT) - EUX/202412

2024/05/28 18:50:50

Price
67.7423 EUR

Difference  -0.42% (-0.28)

General attributes

Symbol	1TOTZ24
Exchange	Eurex
Currency	EUR
Security type	Future
Underlying	TOTALENERGIES SE
Maturity	12-2024
Contract size	100

Market data

Bid (Bid size)	- EUR (-)
Ask (Ask size)	- EUR (-)
Open	67.7423 EUR
High	67.7423 EUR
Low	67.7423 EUR
Close (prev. day)	68.0264 EUR
Underlying	TOTALENERGIES SE
Underlying price (date)	65.63 (24/05/29)
Settlement price (date)	67.74 (24/05/28)
Open Interest	0

Performance and Risk

	6m	1y	3y
Perf (%)	+3.00%	+13.58%	-
Perf (abs.)	+1.98	+8.10	-
Beta	-	-	-
Volatility	17.60	19.33	-

Futures and Options

Related Futures	-
Related Options	-












Information about previous performance does not guarantee future performance.
Source: FactSet

Price data

Ø price 5 days Ø volume 5 days (pcs.)	67.5091 EUR (0)
Ø price 30 days Ø volume 30 days (pcs.)	69.1762 EUR (0)
Ø price 100 days Ø volume 100 days (pcs.)	65.1811 EUR (0)
Ø price 250 days Ø volume 250 days (pcs.)	63.3117 EUR (0)
YTD High date	71.4220 EUR (2024/04/26)
YTD Low date	60.0122 EUR (2024/01/22)
52 Weeks High date	71.4220 EUR (2024/04/26)
52 Weeks Low date	54.0160 EUR (2023/07/06)

Recent Research

on underlying on sector on market			
Date		Headline	Download
2024/05/29		Global Equity Ratings	
2024/05/29		Aktienempfehlungen Global	
2024/04/26		Global Equity Ratings	
2024/04/26		Aktienempfehlungen Global	
2024/04/03		Global Equity Ratings	