

TOTAL ENERG.SE STOCK TRACKING FUTURE (1TOT) - EUX/202412

2024/05/02 18:38:06

Price
68.669 EUR

Difference  -2.55% (-1.80)

General attributes

Symbol	1TOTZ24
Exchange	Eurex
Currency	EUR
Security type	Future
Underlying	TOTALENERGIES SE
Maturity	12-2024
Contract size	100

Market data

Bid (Bid size)	- EUR (-)
Ask (Ask size)	- EUR (-)
Open	68.669 EUR
High	68.669 EUR
Low	68.669 EUR
Close (prev. day)	70.4662 EUR
Underlying	TOTALENERGIES SE
Underlying price (date)	66.85 (24/05/02)
Settlement price (date)	68.67 (24/05/02)
Open Interest	0

Performance and Risk

	6m	1y	3y
Perf (%)	+1.18%	+16.90%	-
Perf (abs.)	+0.80	+9.93	-
Beta	-	-	-
Volatility	18.52	19.77	-

Futures and Options

Related Futures	-
Related Options	-

5y












Information about previous performance does not guarantee future performance.
Source: FactSet

Price data

Ø price 5 days Ø volume 5 days (pcs.)	70.336 EUR (0)
Ø price 30 days Ø volume 30 days (pcs.)	68.543 EUR (0)
Ø price 100 days Ø volume 100 days (pcs.)	64.416 EUR (0)
Ø price 250 days Ø volume 250 days (pcs.)	62.617 EUR (0)
YTD High date	71.422 EUR (2024/04/26)
YTD Low date	60.012 EUR (2024/01/22)
52 Weeks High date	71.422 EUR (2024/04/26)
52 Weeks Low date	54.016 EUR (2023/07/06)

Recent Research

on underlying on sector on market			
Date		Headline	Download
2024/04/26		Global Equity Ratings	
2024/04/26		Aktienempfehlungen Global	
2024/04/03		Global Equity Ratings	
2024/04/03		Aktienempfehlungen Global	
2024/03/13		Global Equity Ratings	