

SALESFORCE.COM INC. FUTURE (FOOG) - EUX/202412

2024/07/17 18:45:40

Price
257.2301 USD

Difference  -0.89% (-2.30)

General attributes

Symbol	FOOGZ24
Exchange	Eurex
Currency	USD
Security type	Future
Underlying	SALESFORCE INC.
Maturity	12-2024
Contract size	100

Market data

Bid (Bid size)	- USD (-)
Ask (Ask size)	- USD (-)
Open	257.2301 USD
High	257.2301 USD
Low	257.2301 USD
Close (prev. day)	259.5337 USD
Underlying	SALESFORCE INC.
Underlying price (date)	251.22 (24/07/17)
Settlement price (date)	257.23 (24/07/17)
Open Interest	0

Performance and Risk

	6m	1y	3y
Perf (%)	-8.82%	+4.11%	-
Perf (abs.)	-24.89	+10.14	-
Beta	-	-	-
Volatility	43.22	35.51	-

Futures and Options

Related Futures	-
Related Options	-












Information about previous performance does not guarantee future performance.
Source: FactSet

Price data

Ø price 5 days Ø volume 5 days (pcs.)	258.9414 USD (0)
Ø price 30 days Ø volume 30 days (pcs.)	252.6361 USD (0)
Ø price 100 days Ø volume 100 days (pcs.)	282.8352 USD (0)
Ø price 250 days Ø volume 250 days (pcs.)	263.1141 USD (0)
YTD High date	330.5030 USD (2024/03/01)
YTD Low date	221.2877 USD (2024/05/30)
52 Weeks High date	330.5030 USD (2024/03/01)
52 Weeks Low date	15.8428 USD (2023/12/14)

Recent Research

on underlying	on sector	on market	
Date		Headline	Download
2024/07/15		Aktienempfehlungen Global	
2024/07/12		Global Equity Ratings	
2024/06/21		Global Equity Ratings	
2024/06/21		Aktienempfehlungen Global	
2024/06/14		Global Equity Ratings	