

# FIELMANN AG FUTURE (FIEG) - EUX/202412

2024/08/09 18:43:17

Price  
**40.6533** EUR

Difference  0.37% (0.15)

### General attributes

Symbol	FIEGZ24
Exchange	Eurex
Currency	EUR
Security type	Future
Underlying	FIELMANN GROUP AG
Maturity	12-2024
Contract size	100

### Market data

Bid (Bid size)	- EUR (-)
Ask (Ask size)	- EUR (-)
Open	40.6533 EUR
High	40.6533 EUR
Low	40.6533 EUR
Close (prev. day)	40.5052 EUR
Underlying	FIELMANN GROUP AG
Underlying price (date)	40.10 (24/08/09)
Settlement price (date)	40.65 (24/08/09)
Open Interest	0

### Performance and Risk

	6m	1y	3y
Perf (%)	-8.98%	-11.58%	-
Perf (abs.)	-4.01	-5.33	-
Beta	-	-	-
Volatility	20.50	24.01	-

### Futures and Options

Related Futures	-
Related Options	-

5y












Information about previous performance does not guarantee future performance.  
Source: FactSet

### Price data

Ø price 5 days   Ø volume 5 days (pcs.)	40.8296 EUR (0)
Ø price 30 days   Ø volume 30 days (pcs.)	42.4004 EUR (0)
Ø price 100 days   Ø volume 100 days (pcs.)	43.5335 EUR (0)
Ø price 250 days   Ø volume 250 days (pcs.)	44.5396 EUR (0)
YTD High   date	49.3922 EUR (2024/01/22)
YTD Low   date	40.5052 EUR (2024/08/08)
52 Weeks High   date	50.3637 EUR (2023/12/18)
52 Weeks Low   date	40.2812 EUR (2023/11/08)

### Recent Research

on sector		on market	
Date		Headline	Download
2024/07/24		Global Equity Ratings	
2024/07/24		Aktienempfehlungen Global	
2024/07/15		Aktienempfehlungen Global	
2024/07/12		Global Equity Ratings	
2024/06/21		Equity Weekly	