

VINCI S.A. FUTURE (SQUH) - EUX/202412

2024/07/26 18:35:55

Price
108.8523 EUR

Difference  3.61% (3.79)

General attributes

Symbol	SQUHZ24
Exchange	Eurex
Currency	EUR
Security type	Future
Underlying	VINCI SA
Maturity	12-2024
Contract size	100

Market data

Bid (Bid size)	- EUR (-)
Ask (Ask size)	- EUR (-)
Open	108.8523 EUR
High	108.8523 EUR
Low	108.8523 EUR
Close (prev. day)	105.058 EUR
Underlying	VINCI SA
Underlying price (date)	108.05 (24/07/26)
Settlement price (date)	108.85 (24/07/26)
Open Interest	0

Performance and Risk

	6m	1y	3y
Perf (%)	-7.66%	+0.84%	-
Perf (abs.)	-9.03	+0.91	-
Beta	-	-	-
Volatility	19.96	17.67	-

Futures and Options

Related Futures	-
Related Options	-












5y

Information about previous performance does not guarantee future performance.
Source: FactSet

Price data

Ø price 5 days Ø volume 5 days (pcs.)	106.9694 EUR (0)
Ø price 30 days Ø volume 30 days (pcs.)	104.2017 EUR (0)
Ø price 100 days Ø volume 100 days (pcs.)	111.1543 EUR (0)
Ø price 250 days Ø volume 250 days (pcs.)	110.0879 EUR (0)
YTD High date	119.0539 EUR (2024/03/27)
YTD Low date	99.1065 EUR (2024/06/14)
52 Weeks High date	119.0539 EUR (2024/03/27)
52 Weeks Low date	99.1065 EUR (2024/06/14)

Recent Research

on underlying	on sector	on market	
Date		Headline	Download
2024/07/24		Global Equity Ratings	
2024/07/24		Aktienempfehlungen Global	
2024/07/15		Aktienempfehlungen Global	
2024/07/12		Global Equity Ratings	
2024/06/21		Global Equity Ratings	