

VINCI S.A. FUTURE (SQUH) - EUX/202412

2024/04/25 18:47:27

Price
111.8379 EUR

Difference  -1.28% (-1.45)

General attributes

Symbol	SQUHZ24
Exchange	Eurex
Currency	EUR
Security type	Future
Underlying	VINCI SA
Maturity	12-2024
Contract size	100

Market data

Bid (Bid size)	- EUR (-)
Ask (Ask size)	- EUR (-)
Open	111.8379 EUR
High	111.8379 EUR
Low	111.8379 EUR
Close (prev. day)	113.2877 EUR
Underlying	VINCI SA
Underlying price (date)	110.15 (24/04/25)
Settlement price (date)	111.84 (24/04/25)
Open Interest	0

Performance and Risk

	6m	1y	3y
Perf (%)	+12.31%	+2.85%	-
Perf (abs.)	+12.42	+3.13	-
Beta	-	-	-
Volatility	13.96	15.90	-

Futures and Options

Related Futures	-
Related Options	-

5y












Information about previous performance does not guarantee future performance.
Source: FactSet

Price data

Ø price 5 days Ø volume 5 days (pcs.)	112.6157 EUR (0)
Ø price 30 days Ø volume 30 days (pcs.)	114.5608 EUR (0)
Ø price 100 days Ø volume 100 days (pcs.)	115.2162 EUR (0)
Ø price 250 days Ø volume 250 days (pcs.)	109.8165 EUR (0)
YTD High date	119.0539 EUR (2024/03/27)
YTD Low date	110.6464 EUR (2024/04/16)
52 Weeks High date	119.0539 EUR (2024/03/27)
52 Weeks Low date	99.4186 EUR (2023/10/20)

Recent Research

on underlying on sector on market			
Date		Headline	Download
2024/04/03		Global Equity Ratings	
2024/04/03		Aktienempfehlungen Global	
2024/03/13		Global Equity Ratings	
2024/03/13		Aktienempfehlungen Global	
2024/02/22		Aktienempfehlungen Global	