

# ANHEU.-BUSCH IN.STOCK TRACKING FUTURE (1ITK) - EUX/202412

2024/09/18 19:02:51

**Price**  
**57.8854** EUR

**Difference**  **-1.18% (-0.69)**

**General attributes**

|               |                         |
|---------------|-------------------------|
| Symbol        | 1ITKZ24                 |
| Exchange      | Eurex                   |
| Currency      | EUR                     |
| Security type | Future                  |
| Underlying    | ANHEUSER-BUSCH INBEV SA |
| Maturity      | 12-2024                 |
| Contract size | 100                     |

**Market data**

|                         |                         |
|-------------------------|-------------------------|
| Bid (Bid size)          | - EUR (-)               |
| Ask (Ask size)          | - EUR (-)               |
| Open                    | 57.8854 EUR             |
| High                    | 57.8854 EUR             |
| Low                     | 57.8854 EUR             |
| Close (prev. day)       | 58.578 EUR              |
| Underlying              | ANHEUSER-BUSCH INBEV SA |
| Underlying price (date) | 57.32 (24/09/18)        |
| Settlement price (date) | 57.89 (24/09/18)        |
| Open Interest           | 0                       |

**Performance and Risk**

|             | 6m     | 1y     | 3y |
|-------------|--------|--------|----|
| Perf (%)    | +2.53% | +4.28% | -  |
| Perf (abs.) | +1.45  | +2.40  | -  |
| Beta        | -      | -      | -  |
| Volatility  | 17.38  | 18.72  | -  |

**Futures and Options**

|                 |   |
|-----------------|---|
| Related Futures | - |
| Related Options | - |

5y













Information about previous performance does not guarantee future performance.  
 Source: FactSet

**Price data**

|   |                          |
|---|--------------------------|
| Ø price 5 days   Ø volume 5 days (pcs.)     | 58.8969 EUR (0)          |
| Ø price 30 days   Ø volume 30 days (pcs.)   | 56.7317 EUR (0)          |
| Ø price 100 days   Ø volume 100 days (pcs.) | 57.6439 EUR (0)          |
| Ø price 250 days   Ø volume 250 days (pcs.) | 57.9501 EUR (0)          |
| YTD High   date                             | 63.5365 EUR (2024/05/17) |
| YTD Low   date                              | 55.0799 EUR (2024/08/20) |
| 52 Weeks High   date                        | 63.5365 EUR (2024/05/17) |
| 52 Weeks Low   date                         | 51.9961 EUR (2023/10/06) |

**Recent Research**

| on underlying | on sector   | on market                 |   |
|---------------|---|---------------------------|---|
| Date          |   | Headline                  | Download  |
| 2024/09/11    |  | Global Equity Ratings     |  |
| 2024/09/11    |  | Aktienempfehlungen Global |  |
| 2024/09/05    |  | Global Equity Ratings     |  |
| 2024/09/05    |  | Aktienempfehlungen Global |  |
| 2024/08/12    |  | Global Equity Ratings     |  |