

## KERING S.A. FUTURE (PPXH) - EUX/202412

2024/09/18 18:41:18

Price  
**229.21** EURDifference  -1.16% (-2.70)

## General attributes

Symbol	PPXHZ24
Exchange	Eurex
Currency	EUR
Security type	Future
Underlying	KERING S.A.
Maturity	12-2024
Contract size	100

## Market data

Bid (Bid size)	- EUR (-)
Ask (Ask size)	- EUR (-)
Open	229.21 EUR
High	229.21 EUR
Low	229.21 EUR
Close (prev. day)	231.9091 EUR
Underlying	KERING S.A.
Underlying price (date)	227.00 (24/09/18)
Settlement price (date)	229.21 (24/09/18)
Open Interest	14,520

## Performance and Risk

	6m	1y	3y
Perf (%)	-46.05%	-51.73%	-
Perf (abs.)	-197.97	-248.58	-
Beta	-	-	-
Volatility	34.61	31.47	-

## Futures and Options

Related Futures	-
Related Options	-












Information about previous performance does not guarantee future performance.  
Source: FactSet

## Price data

Ø price 5 days   Ø volume 5 days (pcs.)	230.73 EUR (720)
Ø price 30 days   Ø volume 30 days (pcs.)	252.00 EUR (334)
Ø price 100 days   Ø volume 100 days (pcs.)	303.40 EUR (100)
Ø price 250 days   Ø volume 250 days (pcs.)	360.25 EUR (40)
YTD High   date	439.40 EUR (2024/02/22)
YTD Low   date	227.79 EUR (2024/09/16)
52 Weeks High   date	471.35 EUR (2023/09/22)
52 Weeks Low   date	227.79 EUR (2024/09/16)

## Recent Research

on underlying   on sector   on market			
Date		Headline	Download
2024/02/14		Global Equity Ratings	
2024/02/14		Aktienempfehlungen Global	
2024/01/23		Global Equity Ratings	
2024/01/23		Aktienempfehlungen Global	
2023/12/21		Global Equity Ratings	