

KERING S.A. FUTURE (PPXH) - EUX/202412

2024/08/09 18:43:33

Price
258.0621 EURDifference  -1.78% (-4.69)

General attributes

Symbol	PPXHZ24
Exchange	Eurex
Currency	EUR
Security type	Future
Underlying	KERING S.A.
Maturity	12-2024
Contract size	100

Market data

Bid (Bid size)	- EUR (-)
Ask (Ask size)	- EUR (-)
Open	258.0621 EUR
High	258.0621 EUR
Low	258.0621 EUR
Close (prev. day)	262.7516 EUR
Underlying	KERING S.A.
Underlying price (date)	254.55 (24/08/09)
Settlement price (date)	258.06 (24/08/09)
Open Interest	0

Performance and Risk

	6m	1y	3y
Perf (%)	-38.27%	-51.48%	-
Perf (abs.)	-159.97	-273.83	-
Beta	-	-	-
Volatility	34.50	31.33	-

Futures and Options

Related Futures	-
Related Options	-












5y

Information about previous performance does not guarantee future performance.
Source: FactSet

Price data

Ø price 5 days Ø volume 5 days (pcs.)	263.1825 EUR (0)
Ø price 30 days Ø volume 30 days (pcs.)	308.0384 EUR (0)
Ø price 100 days Ø volume 100 days (pcs.)	331.4500 EUR (0)
Ø price 250 days Ø volume 250 days (pcs.)	385.8889 EUR (0)
YTD High date	439.3971 EUR (2024/02/22)
YTD Low date	258.0621 EUR (2024/08/09)
52 Weeks High date	543.9316 EUR (2023/08/10)
52 Weeks Low date	258.0621 EUR (2024/08/09)

Recent Research

on underlying	on sector	on market	
Date		Headline	Download
2024/02/14		Global Equity Ratings	
2024/02/14		Aktienempfehlungen Global	
2024/01/23		Global Equity Ratings	
2024/01/23		Aktienempfehlungen Global	
2023/12/21		Global Equity Ratings	