

KERING S.A. FUTURE (PPXH) - EUX/202412

2024/07/16 18:50:51

Price
316.7619 EURDifference  -3.11% (-10.16)

General attributes

Symbol	PPXHZ24
Exchange	Eurex
Currency	EUR
Security type	Future
Underlying	KERING S.A.
Maturity	12-2024
Contract size	100

Market data

Bid (Bid size)	- EUR (-)
Ask (Ask size)	- EUR (-)
Open	316.7619 EUR
High	316.7619 EUR
Low	316.7619 EUR
Close (prev. day)	326.9203 EUR
Underlying	KERING S.A.
Underlying price (date)	309.15 (24/07/17)
Settlement price (date)	316.76 (24/07/16)
Open Interest	0

Performance and Risk

	6m	1y	3y
Perf (%)	-12.73%	-38.65%	-
Perf (abs.)	-46.20	-199.52	-
Beta	-	-	-
Volatility	33.97	30.95	-

Futures and Options

Related Futures	-
Related Options	-

5y












Information about previous performance does not guarantee future performance.
Source: FactSet

Price data

Ø price 5 days Ø volume 5 days (pcs.)	331.4067 EUR (0)
Ø price 30 days Ø volume 30 days (pcs.)	330.2709 EUR (0)
Ø price 100 days Ø volume 100 days (pcs.)	355.8899 EUR (0)
Ø price 250 days Ø volume 250 days (pcs.)	403.3858 EUR (0)
YTD High date	439.3971 EUR (2024/02/22)
YTD Low date	308.8814 EUR (2024/06/14)
52 Weeks High date	559.5974 EUR (2023/07/20)
52 Weeks Low date	308.8814 EUR (2024/06/14)

Recent Research

on underlying	on sector	on market	
Date		Headline	Download
2024/02/14		Global Equity Ratings	
2024/02/14		Aktienempfehlungen Global	
2024/01/23		Global Equity Ratings	
2024/01/23		Aktienempfehlungen Global	
2023/12/21		Global Equity Ratings	