

KERING S.A. FUTURE (PPXH) - EUX/202412

2024/05/31 18:43:17

Price
323.9196 EURDifference  -1.07% (-3.51)

General attributes

Symbol	PPXHZ24
Exchange	Eurex
Currency	EUR
Security type	Future
Underlying	KERING S.A.
Maturity	12-2024
Contract size	100

Market data

Bid (Bid size)	- EUR (-)
Ask (Ask size)	- EUR (-)
Open	323.9196 EUR
High	323.9196 EUR
Low	323.9196 EUR
Close (prev. day)	327.4254 EUR
Underlying	KERING S.A.
Underlying price (date)	317.20 (24/05/31)
Settlement price (date)	323.92 (24/05/31)
Open Interest	0

Performance and Risk

	6m	1y	3y
Perf (%)	-18.48%	-37.06%	-
Perf (abs.)	-73.45	-190.75	-
Beta	-	-	-
Volatility	33.04	29.84	-

Futures and Options

Related Futures	-
Related Options	-













Information about previous performance does not guarantee future performance.
Source: FactSet

Price data

Ø price 5 days Ø volume 5 days (pcs.)	332.0904 EUR (0)
Ø price 30 days Ø volume 30 days (pcs.)	337.8563 EUR (0)
Ø price 100 days Ø volume 100 days (pcs.)	375.7540 EUR (0)
Ø price 250 days Ø volume 250 days (pcs.)	428.2023 EUR (0)
YTD High date	439.3971 EUR (2024/02/22)
YTD Low date	323.9196 EUR (2024/05/31)
52 Weeks High date	559.5974 EUR (2023/07/20)
52 Weeks Low date	323.9196 EUR (2024/05/31)

Recent Research

on underlying	on sector	on market	
Date		Headline	Download
2024/02/14		Global Equity Ratings	
2024/02/14		Aktienempfehlungen Global	
2024/01/23		Global Equity Ratings	
2024/01/23		Aktienempfehlungen Global	
2023/12/21		Global Equity Ratings	

5y