

KERING S.A. FUTURE (PPXH) - EUX/202412

2024/05/16 18:30:57

Price
349.0655 EURDifference  1.34% (4.61)

General attributes

Symbol	PPXHZ24
Exchange	Eurex
Currency	EUR
Security type	Future
Underlying	KERING S.A.
Maturity	12-2024
Contract size	100

Market data

Bid (Bid size)	- EUR (-)
Ask (Ask size)	- EUR (-)
Open	349.0655 EUR
High	349.0655 EUR
Low	349.0655 EUR
Close (prev. day)	344.4554 EUR
Underlying	KERING S.A.
Underlying price (date)	341.25 (24/05/16)
Settlement price (date)	349.07 (24/05/16)
Open Interest	0

Performance and Risk

	6m	1y	3y
Perf (%)	-13.69%	-38.32%	-
Perf (abs.)	-55.38	-216.85	-
Beta	-	-	-
Volatility	33.01	30.08	-

Futures and Options

Related Futures	-
Related Options	-












5y

Information about previous performance does not guarantee future performance.
Source: FactSet

Price data

Ø price 5 days Ø volume 5 days (pcs.)	344.1391 EUR (0)
Ø price 30 days Ø volume 30 days (pcs.)	344.7921 EUR (0)
Ø price 100 days Ø volume 100 days (pcs.)	381.9221 EUR (0)
Ø price 250 days Ø volume 250 days (pcs.)	436.4297 EUR (0)
YTD High date	439.3971 EUR (2024/02/22)
YTD Low date	326.0592 EUR (2024/04/24)
52 Weeks High date	564.7627 EUR (2023/05/18)
52 Weeks Low date	326.0592 EUR (2024/04/24)

Recent Research

on underlying	on sector	on market	
Date		Headline	Download
2024/02/14		Global Equity Ratings	
2024/02/14		Aktienempfehlungen Global	
2024/01/23		Global Equity Ratings	
2024/01/23		Aktienempfehlungen Global	
2023/12/21		Global Equity Ratings	