

KERING S.A. FUTURE (PPXH) - EUX/202412

2024/04/30 18:39:45

Price
329.7342 EURDifference  -1.74% (-5.85)

General attributes

Symbol	PPXHZ24
Exchange	Eurex
Currency	EUR
Security type	Future
Underlying	KERING S.A.
Maturity	12-2024
Contract size	100

Market data

Bid (Bid size)	- EUR (-)
Ask (Ask size)	- EUR (-)
Open	329.7342 EUR
High	329.7342 EUR
Low	329.7342 EUR
Close (prev. day)	335.5799 EUR
Underlying	KERING S.A.
Underlying price (date)	330.00 (24/04/30)
Settlement price (date)	329.73 (24/04/30)
Open Interest	0

Performance and Risk

	6m	1y	3y
Perf (%)	-15.19%	-44.45%	-
Perf (abs.)	-59.07	-263.81	-
Beta	-	-	-
Volatility	34.36	30.11	-

Futures and Options

Related Futures	-
Related Options	-












Information about previous performance does not guarantee future performance.
Source: FactSet

Price data

Ø price 5 days Ø volume 5 days (pcs.)	331.3326 EUR (0)
Ø price 30 days Ø volume 30 days (pcs.)	358.9033 EUR (0)
Ø price 100 days Ø volume 100 days (pcs.)	390.0047 EUR (0)
Ø price 250 days Ø volume 250 days (pcs.)	446.0477 EUR (0)
YTD High date	439.3971 EUR (2024/02/22)
YTD Low date	326.0592 EUR (2024/04/24)
52 Weeks High date	587.8634 EUR (2023/05/03)
52 Weeks Low date	326.0592 EUR (2024/04/24)

Recent Research

on underlying	on sector	on market	
Date		Headline	Download
2024/02/14		Global Equity Ratings	
2024/02/14		Aktienempfehlungen Global	
2024/01/23		Global Equity Ratings	
2024/01/23		Aktienempfehlungen Global	
2023/12/21		Global Equity Ratings	