

E.ON SE FUTURE (EOAI) - EUX/202412

2024/09/18 18:40:37

Price
13.6668 EURDifference  -1.21% (-0.17)

General attributes

| | |
|---------------|---------|
| Symbol | EOAIZ24 |
| Exchange | Eurex |
| Currency | EUR |
| Security type | Future |
| Underlying | E.ON SE |
| Maturity | 12-2024 |
| Contract size | 100 |

Market data

| | |
|-------------------------|-------------------|
| Bid (Bid size) | - EUR (-) |
| Ask (Ask size) | - EUR (-) |
| Open | 13.6668 EUR |
| High | 13.6668 EUR |
| Low | 13.6668 EUR |
| Close (prev. day) | 13.8348 EUR |
| Underlying | E.ON SE |
| Underlying price (date) | 13.535 (24/09/18) |
| Settlement price (date) | 13.67 (24/09/18) |
| Open Interest | 250 |

Performance and Risk

| | 6m | 1y | 3y |
|-------------|--------|---------|----|
| Perf (%) | +9.37% | +17.06% | - |
| Perf (abs.) | +1.18 | +2.02 | - |
| Beta | - | - | - |
| Volatility | 17.46 | 18.20 | - |

Futures and Options

| | |
|-----------------|---|
| Related Futures | - |
| Related Options | - |













Information about previous performance does not guarantee future performance.
Source: FactSet

Price data

| | |
|---|--------------------------|
| Ø price 5 days Ø volume 5 days (pcs.) | 13.6776 EUR (0) |
| Ø price 30 days Ø volume 30 days (pcs.) | 12.9241 EUR (8) |
| Ø price 100 days Ø volume 100 days (pcs.) | 12.7714 EUR (3) |
| Ø price 250 days Ø volume 250 days (pcs.) | 12.2825 EUR (1) |
| YTD High date | 13.8348 EUR (2024/09/17) |
| YTD Low date | 11.6406 EUR (2024/02/27) |
| 52 Weeks High date | 13.8348 EUR (2024/09/17) |
| 52 Weeks Low date | 10.7023 EUR (2023/10/03) |

Recent Research

| on underlying on sector on market | | | |
|---------------------------------------|---|---------------------------|---|
| Date | | Headline | Download |
| 2022/12/19 |  | Global Equity Ratings |  |
| 2022/12/19 |  | Aktienempfehlungen Global |  |
| 2022/11/28 |  | Global Equity Ratings |  |
| 2022/11/28 |  | Aktienempfehlungen Global |  |
| 2022/11/18 |  | Global Equity Ratings |  |