

## ALSTOM S.A. FUTURE (AOMJ) - EUX/202412

2024/05/07 18:36:22

Price  
**16.0169** EURDifference  0.31% (0.05)

## General attributes

Symbol	AOMJZ24
Exchange	Eurex
Currency	EUR
Security type	Future
Underlying	ALSTOM SA
Maturity	12-2024
Contract size	100

## Market data

Bid (Bid size)	- EUR (-)
Ask (Ask size)	- EUR (-)
Open	16.0169 EUR
High	16.0169 EUR
Low	16.0169 EUR
Close (prev. day)	15.9674 EUR
Underlying	ALSTOM SA
Underlying price (date)	15.645 (24/05/07)
Settlement price (date)	16.02 (24/05/07)
Open Interest	0

## Performance and Risk

	6m	1y	3y
Perf (%)	+12.71%	-32.86%	-
Perf (abs.)	+1.80	-7.82	-
Beta	-	-	-
Volatility	48.42	62.15	-

## Futures and Options

Related Futures	-
Related Options	-












5y

Information about previous performance does not guarantee future performance.  
Source: FactSet

## Price data

Ø price 5 days   Ø volume 5 days (pcs.)	15.7400 EUR (0)
Ø price 30 days   Ø volume 30 days (pcs.)	14.8955 EUR (0)
Ø price 100 days   Ø volume 100 days (pcs.)	12.9830 EUR (0)
Ø price 250 days   Ø volume 250 days (pcs.)	18.7473 EUR (0)
YTD High   date	15.9674 EUR (2024/05/06)
YTD Low   date	11.3439 EUR (2024/01/19)
52 Weeks High   date	29.5531 EUR (2023/07/27)
52 Weeks Low   date	11.0944 EUR (2023/12/13)

## Recent Research

on underlying   on sector   on market			
Date		Headline	Download
2022/05/04		Global Equity Ratings	
2022/05/04		Aktienempfehlungen Global	
2022/04/27		Global Equity Ratings	
2022/04/27		Aktienempfehlungen Global	
2022/04/14		Global Equity Ratings	