

ALSTOM S.A. FUTURE (AOMJ) - EUX/202412

2024/05/03 18:32:39

Price
15.9331 EUR

Difference  0.05% (0.01)

General attributes

Symbol	AOMJZ24
Exchange	Eurex
Currency	EUR
Security type	Future
Underlying	ALSTOM SA
Maturity	12-2024
Contract size	100

Market data

Bid (Bid size)	- EUR (-)
Ask (Ask size)	- EUR (-)
Open	15.9331 EUR
High	15.9331 EUR
Low	15.9331 EUR
Close (prev. day)	15.9247 EUR
Underlying	ALSTOM SA
Underlying price (date)	15.555 (24/05/03)
Settlement price (date)	15.93 (24/05/03)
Open Interest	0

Performance and Risk

	6m	1y	3y
Perf (%)	+16.99%	-31.44%	-
Perf (abs.)	+2.31	-7.30	-
Beta	-	-	-
Volatility	48.49	62.18	-

Futures and Options

Related Futures	-
Related Options	-












5y

Information about previous performance does not guarantee future performance.
 Source: FactSet

Price data

Ø price 5 days Ø volume 5 days (pcs.)	15.5562 EUR (0)
Ø price 30 days Ø volume 30 days (pcs.)	14.7634 EUR (0)
Ø price 100 days Ø volume 100 days (pcs.)	12.9145 EUR (0)
Ø price 250 days Ø volume 250 days (pcs.)	18.7967 EUR (0)
YTD High date	15.9247 EUR (2024/05/02)
YTD Low date	11.3439 EUR (2024/01/19)
52 Weeks High date	29.5531 EUR (2023/07/27)
52 Weeks Low date	11.0944 EUR (2023/12/13)

Recent Research

on underlying	on sector	on market	
Date		Headline	Download
2022/05/04		Global Equity Ratings	
2022/05/04		Aktienempfehlungen Global	
2022/04/27		Global Equity Ratings	
2022/04/27		Aktienempfehlungen Global	
2022/04/14		Global Equity Ratings	