

ASR NEDERLAND N.V. FUTURE (ASRF) - EUX/202412

2024/07/26 18:34:53

Price
45.8721 EUR

Difference  1.45% (0.66)

General attributes

Symbol	ASRFZ24
Exchange	Eurex
Currency	EUR
Security type	Future
Underlying	ASR NEDERLAND N.V.
Maturity	12-2024
Contract size	100

Market data

Bid (Bid size)	- EUR (-)
Ask (Ask size)	- EUR (-)
Open	45.8721 EUR
High	45.8721 EUR
Low	45.8721 EUR
Close (prev. day)	45.2166 EUR
Underlying	ASR NEDERLAND N.V.
Underlying price (date)	46.12 (24/07/26)
Settlement price (date)	45.87 (24/07/26)
Open Interest	0

Performance and Risk

	6m	1y	3y
Perf (%)	+8.60%	+13.78%	-
Perf (abs.)	+3.63	+5.55	-
Beta	-	-	-
Volatility	17.27	27.43	-

Futures and Options

Related Futures	-
Related Options	-












Information about previous performance does not guarantee future performance.
Source: FactSet

Price data

Ø price 5 days Ø volume 5 days (pcs.)	45.7685 EUR (0)
Ø price 30 days Ø volume 30 days (pcs.)	44.8810 EUR (0)
Ø price 100 days Ø volume 100 days (pcs.)	44.5040 EUR (0)
Ø price 250 days Ø volume 250 days (pcs.)	41.5284 EUR (0)
YTD High date	47.2052 EUR (2024/05/10)
YTD Low date	40.2481 EUR (2024/03/04)
52 Weeks High date	47.2052 EUR (2024/05/10)
52 Weeks Low date	33.6425 EUR (2023/10/23)

Recent Research

on sector		on market	
Date		Headline	Download
2024/07/24		Global Equity Ratings	
2024/07/24		Aktienempfehlungen Global	
2024/07/19		Equity Weekly	
2024/07/15		Aktienempfehlungen Global	
2024/07/12		Global Equity Ratings	