

## ADIDAS AG STOCK TRACKING FUTURE (1ADS) - EUX/202412

2024/04/19 18:54:10

Price  
**230.5287** EUR

Difference  -0.58% (-1.35)

## General attributes

Symbol	1ADSZ24
Exchange	Eurex
Currency	EUR
Security type	Future
Underlying	ADIDAS AG
Maturity	12-2024
Contract size	100

## Market data

Bid (Bid size)	- EUR (-)
Ask (Ask size)	- EUR (-)
Open	230.5287 EUR
High	230.5287 EUR
Low	230.5287 EUR
Close (prev. day)	231.8766 EUR
Underlying	ADIDAS AG
Underlying price (date)	224.60 (24/04/19)
Settlement price (date)	230.53 (24/04/19)
Open Interest	0

## Performance and Risk

	6m	1y	3y
Perf (%)	+25.33%	+33.79%	-
Perf (abs.)	+46.87	+58.56	-
Beta	-	-	-
Volatility	29.18	31.07	-

## Futures and Options

Related Futures	-
Related Options	-












Information about previous performance does not guarantee future performance.  
 Source: FactSet

## Price data

Ø price 5 days   Ø volume 5 days (pcs.)	215.4863 EUR (0)
Ø price 30 days   Ø volume 30 days (pcs.)	207.1288 EUR (0)
Ø price 100 days   Ø volume 100 days (pcs.)	194.0070 EUR (0)
Ø price 250 days   Ø volume 250 days (pcs.)	185.7627 EUR (0)
YTD High   date	231.8766 EUR (2024/04/18)
YTD Low   date	170.4286 EUR (2024/01/19)
52 Weeks High   date	231.8766 EUR (2024/04/18)
52 Weeks Low   date	159.4288 EUR (2023/06/01)

## Recent Research

on underlying	on sector	on market	
Date		Headline	Download
2024/04/03		Global Equity Ratings	
2024/04/03		Aktienempfehlungen Global	
2024/03/13		Global Equity Ratings	
2024/03/13		Aktienempfehlungen Global	
2024/02/22		Aktienempfehlungen Global	