

RWE AG FUTURE (RWEH) - EUX/202412

2024/07/15 18:41:42

Price
33.3025 EUR

Difference  -3.45% (-1.19)

General attributes

Symbol	RWEHZ24
Exchange	Eurex
Currency	EUR
Security type	Future
Underlying	RWE AG
Maturity	12-2024
Contract size	100

Market data

Bid (Bid size)	- EUR (-)
Ask (Ask size)	- EUR (-)
Open	33.3025 EUR
High	33.3025 EUR
Low	33.3025 EUR
Close (prev. day)	34.494 EUR
Underlying	RWE AG
Underlying price (date)	32.61 (24/07/16)
Settlement price (date)	33.30 (24/07/15)
Open Interest	0

Performance and Risk

	6m	1y	3y
Perf (%)	-14.70%	-18.61%	-
Perf (abs.)	-5.74	-7.62	-
Beta	-	-	-
Volatility	25.10	23.08	-

Futures and Options

Related Futures	-
Related Options	-

5y












Information about previous performance does not guarantee future performance.
Source: FactSet

Price data

Ø price 5 days Ø volume 5 days (pcs.)	33.8631 EUR (0)
Ø price 30 days Ø volume 30 days (pcs.)	34.0880 EUR (0)
Ø price 100 days Ø volume 100 days (pcs.)	33.0784 EUR (0)
Ø price 250 days Ø volume 250 days (pcs.)	35.9894 EUR (0)
YTD High date	41.8000 EUR (2024/01/09)
YTD Low date	30.4812 EUR (2024/02/26)
52 Weeks High date	42.4562 EUR (2023/12/14)
52 Weeks Low date	30.4812 EUR (2024/02/26)

Recent Research

on underlying	on sector	on market	
Date		Headline	Download
2024/07/15		Aktienempfehlungen Global	
2024/07/12		Global Equity Ratings	
2024/06/21		Global Equity Ratings	
2024/06/21		Aktienempfehlungen Global	
2024/06/14		Global Equity Ratings	