

RWE AG FUTURE (RWEH) - EUX/202412

2024/07/11 19:04:31

Price
34.6403 EUR

Difference  2.95% (0.99)

General attributes

Symbol	RWEHZ24
Exchange	Eurex
Currency	EUR
Security type	Future
Underlying	RWE AG
Maturity	12-2024
Contract size	100

Market data

Bid (Bid size)	- EUR (-)
Ask (Ask size)	- EUR (-)
Open	34.6403 EUR
High	34.6403 EUR
Low	34.6403 EUR
Close (prev. day)	33.6463 EUR
Underlying	RWE AG
Underlying price (date)	34.03 (24/07/11)
Settlement price (date)	34.64 (24/07/11)
Open Interest	0

Performance and Risk

	6m	1y	3y
Perf (%)	-13.62%	-14.42%	-
Perf (abs.)	-5.46	-5.84	-
Beta	-	-	-
Volatility	24.74	22.80	-

Futures and Options

Related Futures	-
Related Options	-

5y












Information about previous performance does not guarantee future performance.
Source: FactSet

Price data

Ø price 5 days Ø volume 5 days (pcs.)	33.8815 EUR (0)
Ø price 30 days Ø volume 30 days (pcs.)	34.2269 EUR (0)
Ø price 100 days Ø volume 100 days (pcs.)	33.0272 EUR (0)
Ø price 250 days Ø volume 250 days (pcs.)	36.0487 EUR (0)
YTD High date	41.8000 EUR (2024/01/09)
YTD Low date	30.4812 EUR (2024/02/26)
52 Weeks High date	42.4562 EUR (2023/12/14)
52 Weeks Low date	30.4812 EUR (2024/02/26)

Recent Research

on underlying	on sector	on market	
Date		Headline	Download
2024/06/21		Global Equity Ratings	
2024/06/21		Aktienempfehlungen Global	
2024/06/14		Global Equity Ratings	
2024/06/14		Aktienempfehlungen Global	
2024/05/29		Global Equity Ratings	