

# RWE AG FUTURE (RWEH) - EUX/202412

2024/05/03 18:33:26

**Price**  
33.1215 EUR

**Difference**  -0.53% (-0.18)

### General attributes

Symbol	RWEHZ24
Exchange	Eurex
Currency	EUR
Security type	Future
Underlying	RWE AG
Maturity	12-2024
Contract size	100

### Market data

Bid (Bid size)	- EUR (-)
Ask (Ask size)	- EUR (-)
Open	33.1215 EUR
High	33.1215 EUR
Low	33.1215 EUR
Close (prev. day)	33.2995 EUR
Underlying	RWE AG
Underlying price (date)	33.14 (24/05/03)
Settlement price (date)	33.12 (24/05/03)
Open Interest	0

### Performance and Risk

	6m	1y	3y
Perf (%)	-12.05%	-22.23%	-
Perf (abs.)	-4.54	-9.47	-
Beta	-	-	-
Volatility	23.33	21.36	-

### Futures and Options

Related Futures	-
Related Options	-

5y












Information about previous performance does not guarantee future performance.  
Source: FactSet

### Price data

Ø price 5 days   Ø volume 5 days (pcs.)	33.0063 EUR (0)
Ø price 30 days   Ø volume 30 days (pcs.)	31.7184 EUR (0)
Ø price 100 days   Ø volume 100 days (pcs.)	34.5712 EUR (0)
Ø price 250 days   Ø volume 250 days (pcs.)	37.3680 EUR (0)
YTD High   date	41.8000 EUR (2024/01/09)
YTD Low   date	30.4812 EUR (2024/02/26)
52 Weeks High   date	44.1628 EUR (2023/05/12)
52 Weeks Low   date	30.4812 EUR (2024/02/26)

### Recent Research

on underlying	on sector	on market	
Date		Headline	Download
2024/04/26		Global Equity Ratings	
2024/04/26		Aktienempfehlungen Global	
2024/04/03		Global Equity Ratings	
2024/04/03		Aktienempfehlungen Global	
2024/03/13		Global Equity Ratings	