

# DEUTSCHE BANK AG FUTURE (DBKI) - EUX/202412

2024/07/26 18:35:07

Price  
**14.6527** EUR

Difference  -0.04% (-0.01)

### General attributes

Symbol	DBKIZ24
Exchange	Eurex
Currency	EUR
Security type	Future
Underlying	DEUTSCHE BANK AG
Maturity	12-2024
Contract size	100

### Market data

Bid (Bid size)	- EUR (-)
Ask (Ask size)	- EUR (-)
Open	14.6527 EUR
High	14.6527 EUR
Low	14.6527 EUR
Close (prev. day)	14.6584 EUR
Underlying	DEUTSCHE BANK AG
Underlying price (date)	14.418 (24/07/26)
Settlement price (date)	14.65 (24/07/26)
Open Interest	0

### Performance and Risk

	6m	1y	3y
Perf (%)	+21.07%	+35.06%	-
Perf (abs.)	+2.55	+3.80	-
Beta	-	-	-
Volatility	32.59	28.62	-

### Futures and Options

Related Futures	-
Related Options	-

5y












Information about previous performance does not guarantee future performance.  
Source: FactSet

### Price data

Ø price 5 days   Ø volume 5 days (pcs.)	15.1195 EUR (0)
Ø price 30 days   Ø volume 30 days (pcs.)	15.3505 EUR (0)
Ø price 100 days   Ø volume 100 days (pcs.)	15.1091 EUR (0)
Ø price 250 days   Ø volume 250 days (pcs.)	12.7382 EUR (0)
YTD High   date	16.7162 EUR (2024/04/25)
YTD Low   date	11.6122 EUR (2024/02/09)
52 Weeks High   date	16.7162 EUR (2024/04/25)
52 Weeks Low   date	9.6196 EUR (2023/10/24)

### Recent Research

on underlying	on sector	on market	
Date		Headline	Download
2024/07/24		Global Equity Ratings	
2024/07/24		Aktienempfehlungen Global	
2024/07/15		Aktienempfehlungen Global	
2024/07/12		Global Equity Ratings	
2024/06/21		Global Equity Ratings	