

## ALPHABET INC. FUTURE (GOAF) - EUX/202412

2024/07/17 18:45:43

Price  
**184.4986** USDDifference  -2.95% (-5.60)

## General attributes

Symbol	GOAFZ24
Exchange	Eurex
Currency	USD
Security type	Future
Underlying	ALPHABET INC A
Maturity	12-2024
Contract size	100

## Market data

Bid (Bid size)	- USD (-)
Ask (Ask size)	- USD (-)
Open	184.4986 USD
High	184.4986 USD
Low	184.4986 USD
Close (prev. day)	190.1005 USD
Underlying	ALPHABET INC A
Underlying price (date)	179.29 (24/07/18)
Settlement price (date)	184.50 (24/07/17)
Open Interest	0

## Performance and Risk

	6m	1y	3y
Perf (%)	+24.84%	+37.06%	-
Perf (abs.)	+36.71	+49.89	-
Beta	-	-	-
Volatility	27.58	27.83	-

## Futures and Options

Related Futures	-
Related Options	-












Information about previous performance does not guarantee future performance.  
Source: FactSet

## Price data

Ø price 5 days   Ø volume 5 days (pcs.)	189.1399 USD (0)
Ø price 30 days   Ø volume 30 days (pcs.)	186.1845 USD (0)
Ø price 100 days   Ø volume 100 days (pcs.)	169.9104 USD (0)
Ø price 250 days   Ø volume 250 days (pcs.)	154.6816 USD (0)
YTD High   date	194.6357 USD (2024/07/05)
YTD Low   date	137.0670 USD (2024/03/05)
52 Weeks High   date	194.6357 USD (2024/07/05)
52 Weeks Low   date	129.4623 USD (2023/07/21)

## Recent Research

on underlying	on sector	on market	
Date		Headline	Download
2024/07/15		Aktienempfehlungen Global	
2024/07/12		Global Equity Ratings	
2024/06/21		Global Equity Ratings	
2024/06/21		Aktienempfehlungen Global	
2024/06/14		Global Equity Ratings	