

ALPHABET INC. FUTURE (GOAF) - EUX/202412

2024/07/12 19:02:40

Price
189.6967 USDDifference  -0.16% (-0.30)

General attributes

Symbol	GOAFZ24
Exchange	Eurex
Currency	USD
Security type	Future
Underlying	ALPHABET INC A
Maturity	12-2024
Contract size	100

Market data

Bid (Bid size)	- USD (-)
Ask (Ask size)	- USD (-)
Open	189.6967 USD
High	189.6967 USD
Low	189.6967 USD
Close (prev. day)	190.0015 USD
Underlying	ALPHABET INC A
Underlying price (date)	185.01 (24/07/12)
Settlement price (date)	189.70 (24/07/12)
Open Interest	0

Performance and Risk

	6m	1y	3y
Perf (%)	+26.87%	+47.90%	-
Perf (abs.)	+40.18	+61.43	-
Beta	-	-	-
Volatility	27.35	27.69	-

Futures and Options

Related Futures	-
Related Options	-












Information about previous performance does not guarantee future performance.
Source: FactSet

Price data

Ø price 5 days Ø volume 5 days (pcs.)	192.5461 USD (0)
Ø price 30 days Ø volume 30 days (pcs.)	185.1350 USD (0)
Ø price 100 days Ø volume 100 days (pcs.)	168.7430 USD (0)
Ø price 250 days Ø volume 250 days (pcs.)	153.9844 USD (0)
YTD High date	194.6357 USD (2024/07/05)
YTD Low date	137.0670 USD (2024/03/05)
52 Weeks High date	194.6357 USD (2024/07/05)
52 Weeks Low date	129.4623 USD (2023/07/21)

Recent Research

on underlying	on sector	on market	
Date		Headline	Download
2024/07/12		Global Equity Ratings	
2024/07/12		Aktienempfehlungen Global	
2024/06/21		Global Equity Ratings	
2024/06/21		Aktienempfehlungen Global	
2024/06/14		Global Equity Ratings	