

RECKITT BENCKISER PLC FUTURE (RBF) - EUX/202412

2024/05/17 19:05:24

Price
4,661.5013 GBPDifference  -0.56% (-26.04)

General attributes

Symbol	RBFZ24
Exchange	Eurex
Currency	GBP
Security type	Future
Underlying	RECKITT BENCKISER GROUP PLC
Maturity	12-2024
Contract size	1,000

Market data

Bid (Bid size)	- GBP (-)
Ask (Ask size)	- GBP (-)
Open	4,661.5013 GBP
High	4,661.5013 GBP
Low	4,661.5013 GBP
Close (prev. day)	4,687.5442 GBP
Underlying	RECKITT BENCKISER GROUP PLC
Underlying price (date)	4,593.00 (24/05/17)
Settlement price (date)	4,661.50 (24/05/17)
Open Interest	0

Performance and Risk

	6m	1y	3y
Perf (%)	-15.76%	-30.78%	-
Perf (abs.)	-872.22	-2,073.08	-
Beta	-	-	-
Volatility	37.26	28.26	-

Futures and Options

Related Futures	-
Related Options	-












Information about previous performance does not guarantee future performance.
Source: FactSet

Price data

Ø price 5 days Ø volume 5 days (pcs.)	4,671.3429 GBP (0)
Ø price 30 days Ø volume 30 days (pcs.)	4,451.5930 GBP (0)
Ø price 100 days Ø volume 100 days (pcs.)	5,092.9048 GBP (0)
Ø price 250 days Ø volume 250 days (pcs.)	5,623.0886 GBP (0)
YTD High date	5,944.6546 GBP (2024/02/26)
YTD Low date	4,184.3179 GBP (2024/04/17)
52 Weeks High date	6,798.3724 GBP (2023/05/22)
52 Weeks Low date	4,184.3179 GBP (2024/04/17)

Recent Research

on underlying		on sector	
Date		Headline	Download
2022/05/04		Global Equity Ratings	
2022/05/04		Aktienempfehlungen Global	
2022/04/27		Global Equity Ratings	
2022/04/27		Aktienempfehlungen Global	
2022/04/14		Global Equity Ratings	