

## RECKITT BENCKISER PLC FUTURE (RBF) - EUX/202412

2024/05/10 18:29:48

Price  
4,670.6272 GBPDifference  0.02% (0.77)

## General attributes

Symbol	RBFZ24
Exchange	Eurex
Currency	GBP
Security type	Future
Underlying	RECKITT BENCKISER GROUP PLC
Maturity	12-2024
Contract size	1,000

## Market data

Bid (Bid size)	- GBP (-)
Ask (Ask size)	- GBP (-)
Open	4,670.6272 GBP
High	4,670.6272 GBP
Low	4,670.6272 GBP
Close (prev. day)	4,669.8582 GBP
Underlying	RECKITT BENCKISER GROUP PLC
Underlying price (date)	4,597.00 (24/05/10)
Settlement price (date)	4,670.63 (24/05/10)
Open Interest	0

## Performance and Risk

	6m	1y	3y
Perf (%)	-18.30%	-30.64%	-
Perf (abs.)	-1,046.30	-2,062.64	-
Beta	-	-	-
Volatility	37.40	28.34	-

## Futures and Options

Related Futures	-
Related Options	-

5y












Information about previous performance does not guarantee future performance.  
Source: FactSet

## Price data

Ø price 5 days   Ø volume 5 days (pcs.)	4,603.6177 GBP (0)
Ø price 30 days   Ø volume 30 days (pcs.)	4,377.2403 GBP (0)
Ø price 100 days   Ø volume 100 days (pcs.)	5,145.1746 GBP (0)
Ø price 250 days   Ø volume 250 days (pcs.)	5,672.7908 GBP (0)
YTD High   date	5,944.6546 GBP (2024/02/26)
YTD Low   date	4,184.3179 GBP (2024/04/17)
52 Weeks High   date	6,833.4700 GBP (2023/05/16)
52 Weeks Low   date	4,184.3179 GBP (2024/04/17)

## Recent Research

on underlying		on sector	
Date		Headline	Download
2022/05/04		Global Equity Ratings	
2022/05/04		Aktienempfehlungen Global	
2022/04/27		Global Equity Ratings	
2022/04/27		Aktienempfehlungen Global	
2022/04/14		Global Equity Ratings	