

# BAYER AG FUTURE (BAYG) - EUX/202412

2024/05/16 18:30:29

Price  
**29.3062** EUR

Difference  -2.31% (-0.69)

### General attributes

|               |          |
|---------------|----------|
| Symbol        | BAYGZ24  |
| Exchange      | Eurex    |
| Currency      | EUR      |
| Security type | Future   |
| Underlying    | BAYER AG |
| Maturity      | 12-2024  |
| Contract size | 100      |

### Market data

|                         |                   |
|-------------------------|-------------------|
| Bid (Bid size)          | - EUR (-)         |
| Ask (Ask size)          | - EUR (-)         |
| Open                    | 29.3062 EUR       |
| High                    | 29.3062 EUR       |
| Low                     | 29.3062 EUR       |
| Close (prev. day)       | 30.0005 EUR       |
| Underlying              | BAYER AG          |
| Underlying price (date) | 28.595 (24/05/17) |
| Settlement price (date) | 29.31 (24/05/16)  |
| Open Interest           | 6,000             |

### Performance and Risk

|             | 6m      | 1y      | 3y |
|-------------|---------|---------|----|
| Perf (%)    | -27.95% | -46.60% | -  |
| Perf (abs.) | -11.37  | -25.58  | -  |
| Beta        | -       | -       | -  |
| Volatility  | 40.91   | 31.98   | -  |

### Futures and Options

|                 |   |
|-----------------|---|
| Related Futures | - |
| Related Options | - |

5y













Information about previous performance does not guarantee future performance.  
Source: FactSet

### Price data

|   |                          |
|---|--------------------------|
| Ø price 5 days   Ø volume 5 days (pcs.)     | 29.7801 EUR (0)          |
| Ø price 30 days   Ø volume 30 days (pcs.)   | 28.2788 EUR (0)          |
| Ø price 100 days   Ø volume 100 days (pcs.) | 29.5794 EUR (60)         |
| Ø price 250 days   Ø volume 250 days (pcs.) | 39.7083 EUR (24)         |
| YTD High   date                             | 35.6321 EUR (2024/01/09) |
| YTD Low   date                              | 26.5335 EUR (2024/03/19) |
| 52 Weeks High   date                        | 55.9345 EUR (2023/05/19) |
| 52 Weeks Low   date                         | 26.5335 EUR (2024/03/19) |

### Recent Research

| on underlying   on sector   on market |   |                           |   |
|---------------------------------------|---|---------------------------|---|
| Date                                  |   | Headline                  | Download  |
| 2024/01/23                            |  | Global Equity Ratings     |  |
| 2024/01/23                            |  | Aktienempfehlungen Global |  |
| 2023/12/21                            |  | Global Equity Ratings     |  |
| 2023/12/21                            |  | Aktienempfehlungen Global |  |
| 2023/12/07                            |  | Global Equity Ratings     |  |